

# Swindon Borough Council

## Resources and Corporate Overview and Scrutiny Committee

**Thursday, 27 October 2016**

Committee Room 4, Civic Offices

At 6.00 p.m.

### **Conservative Councillors**

Emma Faramarzi (Chair)  
Nick Martin  
Maureen Penny  
Timothy Swinyard  
Caryl Sydney-Smith

### **Labour Councillors**

Steve Allsopp  
Des Moffatt  
Chris Watts  
Robert Wright

**Committee Officer:** Rita Glen-Gallo - Committee Officer, 01793 463611, [rglen-gallo@swindon.gov.uk](mailto:rglen-gallo@swindon.gov.uk)

Swindon Borough Council can be contacted at the Civic Offices, Euclid Street, Swindon, SN1 2JH (Telephone 01793 445500)

**Access Arrangements** - The venue is wheelchair accessible and an infrared receiver hearing system is provided. If you have any special requirements to enable you to attend the meeting or would like to receive any of the pages contained in this agenda in a larger print size, please contact the Committee Officer as soon as possible prior to the date of the meeting.

---

## **AGENDA**

**1. Apologies for Absence**

**2. Declarations of Interest**

Members are reminded that at the start of the meeting they should declare any known interests in any matter to be considered, and also during the meeting if it becomes apparent that they have an interest in the matters being discussed.

**3. Minutes (Pages 3 - 4)**

To receive the minutes of the meeting held on 26 September 2016.

**4. Public Question Time**

See explanatory note below. Please phone the Committee Officer whose name and number appears at the top of this agenda if you need further guidance.

**5. Cabinet Member for Adult Health and Social Care Question and Answer Session (Pages 5 - 36)**

## **6. Cabinet Member for Streetsmart Question and Answer Session (Pages 37 - 54)**

**Date of Despatch:** 19 October 2016

**Public Question Time** - Swindon Borough Council remains committed to increasing its accountability to the public and to promoting active citizenship. 15 minutes will be allowed at the start of all Council meetings for questions to the Chair from the public about the work of the Committee (except for confidential matters, and matters relating to planning and licensing applications). We will give priority to those who submit questions in writing at least two days before the meeting. Questions must be relevant, clear, and concise. You may not use Public Question Time as an opportunity to make speeches or statements.

Questions in writing should be sent to the Committee Officer whose contact details appear on the agenda above or to the Director of Law and Democratic Services, we will publish it, along with the answer, alongside the Minutes. The process associated with asking a public question is set out in the "Public Question Time at Council Meetings Protocol and Guidance" available on the Council's Website.

(<http://www5.swindon.gov.uk/moderngov/ecCatDisplay.aspx?sch=doc&cat=13338&path=0>) or from the Committee Officer named above.

### **Terms of Reference**

To fulfil all the functions of an overview and scrutiny committee as they relate to –

- The Budget Scrutiny function, at the request of the Scrutiny Committee,
- The review, scrutiny and development of policy recommendations,
- the management of performance,
- the monitoring of progress towards delivering corporate priorities, and
- the formulation of advice for the Cabinet, Council and other partners and stakeholders.

To have specific responsibility for (but not limited to) the scrutiny of: -

- The Council's Revenue and Capital Budget,
- The Medium Term Financial Strategy,
- Strategic Projects,
- Leisure
- Corporate Customer Services

**RESOURCES AND CORPORATE OVERVIEW AND SCRUTINY COMMITTEE**

**MONDAY, 26 SEPTEMBER 2016**

PRESENT:- Councillors Emma Famarzi (Chair), Steve Allsopp, Des Moffatt, Maureen Penny, Timothy Swinyard, Caryl Sydney-Smith, Chris Watts and Robert Wright.

An apology for absence was received from Councillor Nick Martin.

**6. Declarations of Interest**

The Chair reminded all Councillors to declare any known interests before the consideration of each item. No such declarations were made.

**7. Minutes**

Resolved – That the minutes of the meeting held on 13<sup>th</sup> June 2016 be confirmed and signed, subject to the following amendment:

That further to Minute no. 5; that the Growing the Economy Overview and Scrutiny Committee be requested to form a Task Group with the following Members of this Committee to discuss the proposed changes to Business Rates collection and legislation once the Government has announced its decision:

Task Group Members:

Councillors Emma Famarzi, Maureen Penny, Chris Watts and Carole Sydney-Smith.

**8. Public Question Time**

Brian Cockbill, Stratton, asked two questions concerning (a) the Council's reserves in each year from 2003 onwards and (b) dialogue between the Cabinet Member for Finance and Corporate Services and the management, staff and union representatives of Thamesdown Transport concerning the Local Bus Services Strategy.

The Chair provided Mr Cockbill with a written response at the meeting.

**9. Cabinet Member for Finance and Corporate Services Question and Answer session**

Councillor Russell Holland, Cabinet Member for Finance and Corporate Services, was in attendance and the Committee considered a presentation by Councillor Holland summarising progress and performance in respect of each of the following service areas within his portfolio of responsibility:

- Financial Management (Revenue and Capital Programme).
- Finance Management Overview.
- Preparing Future Year's Budget and Medium Term Financial Plan.
- Procurement.

- Revenue and Benefits Services.
- The Council's Demand Management Agenda including Stronger Together.
- Corporate Performance Resources.
- Personnel Management.
- Risk Management.
- Developing welfare and benefits policy.

Councillor Holland referred to a report submitted to Cabinet on 7<sup>th</sup> September 2016 presenting the 2016/17 revenue forecast out-turn as at the end of July 2016 concerning the first quarter's monitoring position for the capital programme, and the updated financial plan to 2020 that councils are required to submit to Government by 14<sup>th</sup> October 2016.

At the request of the Chair, Councillor Holland responded to members' specific questions and observations on the following matters:

- A possible "get-out" clause in the Efficiency Statement.
- That the principle of devolution should apply regardless of the physical structure of Local Government.
- Joined up working with the Police Authority.
- The standard of services that the Council provides in order to balance its budgets.
- The need to consider all possible options for the future delivery of the Libraries Service including outsourcing.
- Going Local, including Parishing.
- Difficulties in recruiting social workers.
- Legal costs due to planning application appeals.
- Alternative value for money options for areas due to rising demand.
- Whether the strong leader model or the elected mayor option for local governance is the cheapest.
- Problems with continuity of service associated with employing Social Workers through agencies.
- Whether the Council achieved value for money through its contracts with SEQOL.
- If the Council achieves value for money from internal and external providers of services.
- Any overspend associated with the decision to extend the Libraries consultation period.
- Income creation and commercialisation becoming a key priority for the Council.
- The total spend to date on the Wichelstowe project.
- The departmental areas that fall under the Chief Executive's budget heading.

Resolved – (1) That Councillor Holland be thanked for attending the meeting to present his performance report, and for his full and open responses to Member's questions.

(2) That Forward Swindon and its Lead Member be invited to attend the joint task group to be formed with the Growing the Economy Overview and Scrutiny Committee.

## Cabinet Member Question and Answer Session

### Resources and Corporate

### Overview & Scrutiny Committee

Date: 27<sup>th</sup> October 2016

---

Author:	Cabinet Member for Adult Health and Social Care
Wards:	All
Locality Affected:	All
Parishes Affected:	All

---

#### 1. Purpose and Reasons

- 1.1 The purpose of the report is to provide the Resources and Corporate Overview and Scrutiny Committee with an opportunity to question the Cabinet Member for Adult Health and Social Care on his portfolio responsibilities and performance, and on ways to maximise income within his portfolio.
- 1.2 A key purpose of the Scrutiny function is to hold Cabinet to account and ensure that Council and partner's priorities and performance are being delivered. In particular, members are invited to measure progress towards achieving the Council's Vision, Priorities and Pledges.
- 1.3 Members of the Committee are reminded that all Members of the Cabinet are required to go before the Scrutiny Committee to take part in a Question and Answer session that will focus on the full remit of their portfolio. The Resources and Corporate Overview and Scrutiny Committee is therefore encouraged to focus its Question and Answer sessions with Cabinet Members on topics and/or service issues specific to the Terms of Reference of this Committee, as detailed in Article 6 of the Council's Constitution, in order to avoid duplication.

#### 2. Recommendations

The Committee is recommended to:

- 2.1 Take note and put relevant questions to the Cabinet Member for Adult Health and Social Care and decide if any further action is required.

#### 3. Detail

Portfolio Details

- 3.1 The Leader of the Council has assigned the following portfolio responsibilities to the Cabinet Member for Adult Health and Social Care:
  - 3.1.1 Adult Services (older people, people with a learning disability, physical disabilities, and mental health);
  - 3.1.2 Adult Voluntary Sector Contracts;

---

Further information on the subject of this report can be obtained from Phillipa Lamb, 07818510484, [Plamb@swindon.gov.uk](mailto:Plamb@swindon.gov.uk)

# Cabinet Member Question and Answer Session

## Resources and Corporate

### Overview & Scrutiny Committee

Date: 27<sup>th</sup> October 2016

- 
- 3.1.3 Discharge duties under Care Act 2014, Mental Health Act 1983, Mental Capacity Act 2005 and other relevant legislation;
  - 3.1.4 Adult Local Safeguarding Board;
  - 3.1.5 Public Health – Adults including Health Improvement and Sexual Health;
  - 3.1.6 Supported Housing;
  - 3.1.7 Learning Disability Partnership Board;
  - 3.1.8 Maintaining links between the Council and partner organisations in the Health Services;
  - 3.1.9 SEQOL Client Lead Member;
  - 3.1.10 Specific Strategic Projects
- 3.2 The Cabinet Member for Adult Health and Social Care Members is also responsible for delivering Priority Four and Pledges 26, 27' and 30 of Swindon's vision for 2016-2020. Priority Four focuses on supporting vulnerable adults to live as independently as possible and enjoy safe and fulfilling lives. The three pledges we are committed to in delivering this priority include:
- 3.2.1 Working with the Clinical Commissioning Group (CCG) and GP surgeries to help people with long term health and social care needs to manage their health effectively with support from community groups and multidisciplinary teams (Pledge 26)
  - 3.2.2 Ensuring that more people and their carers are supported to live as independently as possible and reducing the length of time people need to spend in residential care. (Pledge 27)
  - 3.2.3 Reducing smoking prevalence to less than England average (Pledge 30)
- 3.3 Background detail on activity, performance and financial information for 2015/16 are provided in the Appendix.
- What have you done well?
- Pledge 26: Joint working with CCG to help people with long term health and social care needs
- Sustainable Transformation Plan
- 3.4 The Health & Wellbeing Strategy, informed by the Joint Strategic Needs Analysis (JSNA), provides our joint vision with the CCG to deliver this pledge. We have aligned our resources through our joint commissioning intentions to achieve this
- 

Further information on the subject of this report can be obtained from Phillipa Lamb, 07818510484, [Plamb@swindon.gov.uk](mailto:Plamb@swindon.gov.uk)

# Cabinet Member Question and Answer Session

## Resources and Corporate

### Overview & Scrutiny Committee

Date: 27<sup>th</sup> October 2016

vision and are working to having a pooled budget with the CCG in place by end the end of 2017. We have finalised and submitted our joint five-year plan (the 'Sustainable Transformation Plan') with the CCG to NHS England. The plan covers Swindon, Wiltshire, and Bath and North East Somerset. We have agreed an extension to our Community Navigators programme until June 2017. The Community Navigator project uses a community based coaching approach to work with residents to manage their own long-term health condition, encouraging self-care and increased confidence in living with their condition. This has not only improved people's quality of life but has resulted in a reduction in unnecessary visits to GP surgeries and hospital for people on the programme. The Community Navigator have worked with 497 individuals in the last 12 months, 117 were 75 or older.

#### Delayed Transfer of Care from Hospital

- 3.5 In January 2016, we established a joint programme with Swindon CCG, Great Western Hospital (GWH), SEQOL and Wiltshire Council to tackle the high number of patients having their discharge from hospital delayed. A delayed discharge occurs when a patient is assessed by the hospital clinicians as being ready to leave, but they are unable to do so because of delays in arranging the care and support they need to manage at home or in residential/nursing homes. The main reasons for the delays at GWH were due to assessments not always being completed in a timely manner, waiting for residential care and nursing care provision, and arranging discharge for non-Swindon residents.
- 3.6 This programme is focussing on delivering a sustainable reduction in the number of Delayed Transfers of Care (DTOC) across the health and care system by November 2016, with a planned reduction of current numbers by at least 50% until March 2017. Reducing delays will help patients return home when they are able to, and maintain their independence at home where possible.
- 3.7 Joint weekly meetings are held between SEQOL, GWH, and Swindon Borough Council (SBC) to investigate every delay so we can take action to remove blockages. Using this local intelligence has enabled us to commission the right care and support for people leaving GWH which has led to better outcomes at both individual and organisational levels as well as ensured resources are used to best effect. As a result, we commissioned additional domiciliary bridging services and pilot nursing beds, and 1,000 extra hours a week of domiciliary care (15% increase). These improvements have been partly funded by The Better Care Fund (BCF) with some investment from SBC and we are now providing an extra £1.6m for older people care packages.
- 3.8 Our challenge for the year ahead is to continue to reduce delays in discharging patients from GWH whilst also delivering savings in 2016/17. We are already experiencing additional pressures on the budget for 2016/17 due to continued

---

Further information on the subject of this report can be obtained from Phillipa Lamb, 07818510484, [Plamb@swindon.gov.uk](mailto:Plamb@swindon.gov.uk)

# Cabinet Member Question and Answer Session

## Resources and Corporate

### Overview & Scrutiny Committee

Date: 27<sup>th</sup> October 2016

---

demand from hospital discharge, which are currently projected to create additional demand of £1.691m in Older People services. In previous years additional funding has been received from The Department of Health as winter pressures funding, however this has now been incorporated into the Better Care Fund.

- 3.9 Our 2015/16 year-end result for delayed discharges attributable to social care was 8.3 per 100k population, compared to a South West average of 7 per 100k population. However, we are now benefitting from improved processes and increased provision. In May 2016 Swindon, was the fourth best performing local authority in the South West with a rate of 3 compared with the South West average of 7.8 per 100k population. Swindon was the third best performing local authority for actual bed days lost per 100,000 population at 213 days per 100,000 population compared to regional average of 538 per 100,000 and England average 391 days. The achievements of the joint programme include:

- 3.9.1 Reduction in delays for patients needing domiciliary care due to increased care packages;
- 3.9.2 Improved staff awareness of the need to assess patients quickly through commissioners working with hospital social care staff;
- 3.9.3 Weekly meetings between managers in the hospital multi-disciplinary team and commissioners to improve discharges;
- 3.9.4 Launching the 'Home from Hospital' pilot scheme with Red Cross and Age UK to support service users who are being discharged from hospital. This scheme is designed to provide a holistic and responsive service to those individuals needing support on returning home. Representatives from Red Cross and Age UK engage early with patients during their stay in hospital, and provide ongoing support on returning home to avoid hospital re-admission and help them reintegrate into their local community.

#### Mental Health

- 3.10 We work jointly with Avon and Wiltshire Mental Health Partnership Trust (AWP) to provide an integrated health and social care service. We continue to strive to provide more service users with increased choice and control. We have exceeded our target to provide adults receiving mental health services with timely annual reviews. We set a target of 76% (based on national average) and are currently performing at 85.2% (672 reviews undertaken), a great improvement from the 35.8% (321 reviews) reported six months ago. We recognise there is a statutory duty to reach reviews for 100% of service users and will set this as an aspiration for all our teams and contracts.



# Cabinet Member Question and Answer Session

## Resources and Corporate

### Overview & Scrutiny Committee

Date: 27<sup>th</sup> October 2016

- 
- 3.11 At year end there was a small decline in the proportion of adults with mental health problems in employment (50 adults, 8.9%) compared to last year (56 adults, 10.1%), but we continue to perform better than our South West comparators and England overall (see Appendix One table 2). However, June position shows improvement with 12.6% of adults with mental health problems in employment. Current initiatives underway to sustain improvement include: ongoing support by care-coordinators for those service users in employment; signposting users to 3rd sector providers for employment skills support (e.g. Learn for Life, Richmond fellowship) and DWP work related training programmes; encouraging and supporting service users to take on voluntary roles within AWP and the wider community; and linking users to organisations and courses which meet their specific interests e.g. Swindon Cricklade Railway and Swindon College. Service users are also supported by the Early Intervention (EI) service and regularly attend physically challenging activities such as rock wall climbing and team based sports. This builds confidence, teamwork and self-esteem. Service users discharged from secondary care services are also offered ongoing support via the Wellbeing Programme (co-ordinated by MIND).
- 3.12 We have fewer adults (326, 58.3%) in contact with mental health services living independently this year compared to last year (384, 69%) and are working with AWP to provide more stable and appropriate settings. While this is disappointing, our performance is better than the average for our South West comparators, as set out in Appendix One, Table 2. Despite the pressures on statutory mental health services, this year we have not had to commission Mental Health beds outside the Swindon area.
- 3.13 We continue to face skill shortages for the availability of qualified Approved Mental Health Professionals (AMHPs) but this mirrors the national picture. The Mental Health Act 2007 places a responsibility on Local Authorities to ensure a 24 hour per day approved Mental Health Act Professional service is in place to undertake statutory Mental Health assessments. AMHPs have the power to make an application for compulsory admission to hospital or make an application for guardianship. We have employed locums following unsuccessful attempts to recruit to permanent posts and are in the process of supporting the approval process for two additional AMHPs from our internal team.

#### Sexual health

- 3.14 The Sexual Health Strategy 2015 has been approved by the Health and Well-being Board and adopted by Cabinet (Cabinet Minute 69(2), 2015/16 refers) and CCG. Local authorities are responsible for providing comprehensive, open access sexual and reproductive health services that meet the needs of the local population. Services are based around early detection, successful treatment,

# Cabinet Member Question and Answer Session

## Resources and Corporate

### Overview & Scrutiny Committee

Date: 27<sup>th</sup> October 2016

---

and partner notification. Promotion of safer sexual and health-care seeking behaviour is also a key element of this strategy.

- 3.15 Latest available data (2014) show that there were 1635 new sexually transmitted infections (STIs) diagnosed in residents in Swindon (763 in men and 872 in women) at a rate of 763.9 per 100,000 residents. This is a decrease compared to 2013 in which 1891 new STIs were diagnosed (853 in males and 1038 in females) at a rate of 892.3 per 100,000 residents. Swindon's diagnosed STI rate for 2014 is below the England average rate of 797.2.
- 3.16 Chlamydia is the most common sexually transmitted infection in Swindon with the highest burden in young people aged 15 to 24 years. In 2014, 5076 chlamydia tests were undertaken (5522 tests in 2013) in this age group with 477 positive tests (574 positive tests in 2013). The chlamydia detection rate in Swindon for 2014 was 1955.5 per 100,000 for 15 to 24 year olds, which was a decrease compared to the 2013 rate of 2302.5 per 100,000 15 to 24 year olds but in line with the England average rate of 2012.
- 3.17 Reducing late diagnosis of HIV is a key priority for Swindon. People with HIV are living longer and this has led to an increase in the number of people in Swindon while the number of new diagnoses remains stable. In 2014, 216 adult residents (aged 15 and older) in Swindon received HIV-related care. There were 11 new HIV diagnoses in Swindon in 2014 and the diagnosed prevalence rate was 1.5 per 1,000 population aged 15 – 59 years, compared to 2.1 per 1,000 in England. This is the latest comparable data available from Public Health England.

#### Dementia

- 3.18 Dementia is a key priority for Swindon in the context of an increasingly older population and likely demand on health and social care services. It is estimated over 2300 people in Swindon have dementia (based on the Joint Strategic Needs Assessment) and most people wait on average 3 years before reporting symptoms to their GP.
- 3.19 In 2015/16 Adult's Health, Social Care, and Housing Overview and Scrutiny Committee undertook a review of dementia (Minute 48, 2015/16 refers) and highlighted the following key strengths:
- 3.19.1 The Swindon Dementia JSNA and Dementia Strategy 2014-2019 which set out Swindon's priorities;
  - 3.19.2 JSNA and strategy implementation being overseen by a multi-agency Dementia Steering Group with membership from SBC, CCG, GWH, Alzheimer's Society, SEQOL, Avon & Wiltshire Mental Health Partnership

---

Further information on the subject of this report can be obtained from Phillippa Lamb, 07818510484, [Plamb@swindon.gov.uk](mailto:Plamb@swindon.gov.uk)

# Cabinet Member Question and Answer Session

## Resources and Corporate

### Overview & Scrutiny Committee

Date: 27<sup>th</sup> October 2016

---

(AWMHP), Swindon Dementia Action Alliance, and Wiltshire Police Service;

3.19.3 GWH has its own dementia strategy and work has taken place on Jupiter Ward to ensure it is dementia friendly; and the work being undertaken by Dementia Action Alliance (a community group with membership from Zurich Trust, Care providers, Wyvern Theatre, ambulance service, a carer and libraries) to make Swindon more dementia friendly; and

3.19.4 The importance of healthy lifestyle choices in preventing dementia and the need to raise public awareness.

3.20 In 2015, patients were waiting several months for a diagnosis through the Memory Clinic. This has been reduced and patients now receive a diagnosis within 4 weeks following CCG investment in the service.

Pledge 27: Ensure that more people and their carers are supported to live as independently as possible)

#### Adult Social Care

3.21 The Adult Social Care Outcomes Framework (ASCOF) measures how well our care and support services achieve the outcomes that matter most to people. This Framework includes a set of indicators which measure people's quality of life and their experience of the care and support they receive. The indicators measure performance across four domains:

3.21.1 Enhancing quality of life for people with care and support needs,

3.21.2 Delaying and reducing the need for care and support,

3.21.3 Ensuring people have a positive experience of care and support, and

3.21.4 Safeguarding adults whose circumstances make them vulnerable and protecting them from avoidable harm.

3.22 Although the demand for care and support continues to grow (see Appendix One tables 1a & 1b), it is encouraging that compared to last year, Swindon people are generally experiencing better care and support from our local services. Our performance data confirm that we are providing more service users with increased choice and control through the provision of personal budgets and direct payments (see Appendix One table 2). During the year we carried out 5,069 social care assessments. At the end of March 2016, 1184 clients (82.6%) were in receipt of a personal budget and 354 (35.6%) of these clients received their budget through a direct payment (payments made directly to the client, or to someone acting on their behalf, so they can arrange and pay for their own care

# Cabinet Member Question and Answer Session

## Resources and Corporate

### Overview & Scrutiny Committee

Date: 27<sup>th</sup> October 2016

---

and support services). This is below the target of 100% which we will strive towards in 2016/17

- 3.23 We recognise that all care and support plans should be reviewed every 12 months to ensure client's needs are being met appropriately and those eligible for a support plan receive a personal budget. Capacity and workload is impacting on our ability to fully meet his requirement as demand for services continue to rise. This mirrors a national picture with most local authorities in England reporting backlogs of care package reviews, with some areas reporting more than 40% of reviews are overdue. We set ourselves a target of 71% this year which we have slightly exceeded by performing at 72.3% (3992 users). We have undertaken 163 more reviews this year, a 4.23% increase. We will continue to strive to meet our target of 76% by the end of March 2017.
- 3.24 The results from our statutory annual client survey are particularly pleasing this year (see Appendix One, table 3). We sent out 916 surveys to users to get their views on our local adult social care services. 463 responded giving a response rate of 50.5%, which is an improvement on last year (46%). The survey findings show greater user satisfaction with our support and services and Swindon is now performing better than the averages for the South West and England overall.
- 3.25 In February 2015, it was agreed to bring Learning Disabilities and Transitions services back in house so SBC could focus on developing and transforming these services to be more responsive to the needs of clients and provide better value for money. The Learning Disability (LD) Social Work Team was transferred from SEQOL to SBC on 1<sup>st</sup> October 2015. We have appointed two Operational Managers which has improved both practice and management oversight. We have also recruited additional qualified social workers so are less reliant on agency staff. In August 2016, we are employing less than three agency workers in the LD Social Work Team.
- 3.26 Link Worker posts were created in Adult Social Care in December 2015 in recognition that we needed to provide a more seamless transition service in supporting young person with learning disabilities prepare for adulthood. This has enabled adult services to work with young people and their parents from the age of 16 and 17 years. Link Workers provide continuity and support to young people and families to help plan for their future aspirations (including work) as well as assist them to use local community resources to reduce their reliance on more specialist and costly services.
- 3.27 We have worked with an external organisation, Paradigm, to develop "Planning Live" events. To date, 17 young people have participated in these events of which six were care leavers. Commonweal School is also independently continuing to use this approach in year 9 to support young people when choosing options. These events help young people and their family to focus on the young

# Cabinet Member Question and Answer Session

## Resources and Corporate

### Overview & Scrutiny Committee

Date: 27<sup>th</sup> October 2016

---

person's strengths, interests, and aspirations for adulthood. Young people and their family have reported these events have enabled them to be better prepared and to engage more actively with professional when planning their future. Link Workers maintain contact with young people and families into adulthood.

- 3.28 The Transitions Programme continues to focus on improving services for young people in transition to adulthood. Better outcomes are being achieved through earlier and more targeted intervention through the provision of more appropriate and cost effective support packages.

Vulnerable Adults Board savings

- 3.29 Spend on Adult Social Care comes from the General Fund Revenue Account. The budget for 2015/16 was £61.125m (see Appendix One table 4a & 4b). This included funding for additional demand (paragraphs 3.47 to 3.50) of £2.180m and an agreed savings plan of £4.359m. The demand for care and support continues to grow and overall 44.7% of the Council's general fund was spent on Adult Social Care. The final outturn position for 2015/16 was a budget pressure of £0.669m on Adult Social care. The main budget pressure was on providing care to people with physical support 65 + years at £1.818m. This pressure was partly matched by additional savings in learning disability, voluntary organisations and one off staff savings. The delivery of the agreed savings plan and the additional savings have been achieved by delivering new approaches to care, the re-negotiation of contracts, timely review of care packages and efficiency savings in the voluntary sector.

Learning Disability Partnership Board

- 3.30 The Learning Disability Partnership Board continues to support successfully people with learning disabilities and their carers to influence developments in Swindon in health, social care and the wider community. This year the Board focussed on: improving Community Based Opportunities for People with Complex Needs; the Council website 'My Care My Support' (MCMS); and Your Experience at Hospital. This led to some key changes to the Council website including the use of simpler language, more Makaton symbols, better coverage of support services for people with dementia and people with Autism. In response to 'Your Experience at Hospital' Forum, GWH is re-launching the hospital passport for people with LD and introducing a carer passport. The passport seeks to reduce patient vulnerability by connecting the people who know them best to hospital staff. It provides key information about medical conditions and medication taken which can help acute staff have a better understanding of the patients' needs. LD awareness training is being provided for all GWH staff and more hospital information is being provided in easy read formats e.g. signs and menus.



# Cabinet Member Question and Answer Session

## Resources and Corporate

### Overview & Scrutiny Committee

Date: 27<sup>th</sup> October 2016

---

#### Local Safeguarding Adults Board

- 3.31 We have continued to maintain and develop the profile of safeguarding adults. This year we established a dedicated in-house adult safeguarding team, which has enabled us to provide a more responsive service with a single referral point. We have adopted the principles of making safeguarding personal (Local Government Association initiative) which ensures the person with the safeguarding concern is at the centre of all our processes. We have also developed a new strategy.
- 3.32 The number of alerts regarding allegations of abuse continues to increase, but this is more likely to reflect improved awareness, reporting and recording rather than an increase in the number of incidents of abuse. In 2015/16, there were 1121 reports, a 57% increase compared to last year. However, 172 extra cases were due to the category of 'self-neglect' being added to the definition. 421 reports progressed to an enquiry stage (similar performance to previous years), and 145 of these cases were substantiated either partially or fully. This appears to reflect the national picture. Further analysis will be included in the 2015/16 Local Adult Safeguarding Annual Report for publication in October. We are working with our partners to ensure staff training is in place to reduce the number of alerts that do not lead to an enquiry as these tend to relate to quality rather than safeguarding issues.
- 3.33 This year we established a multi-agency Risk Enablement Panel in Swindon to support adults who are considered high risk but are believed to have Mental Capacity. The Panel is funded from One Swindon and has led to improved risk sharing across agencies. Since January 2016, the Risk Enablement Panel has been involved in four complex cases. The meetings have been well attended and provided the opportunity for agencies to share concerns and ideas. To date the panel has led to positive outcomes for two individuals: the diagnosis of a learning disability, which led to the identification of a suitable placement to meet the individual's care and support needs that had previously been unmet; and the granting of a Civil Injunction to support an individual in positive behaviour change as well as protecting our working, leisure and residential communities. The other cases are on-going and require longer term multi-agency work.

#### Voluntary Sector Contracts

- 3.34 We have worked closely with the voluntary sector to deliver the new duties arising from the Care Act 2014. Swindon Advice and Support Centre (SASC) continue to offer a wide range of services. Footfall has increased to over a 1000 people indicating the added value of co-locating key voluntary sector providers. Citizens Advice Bureau (CAB) has supported over 8,700 people during 15/16 on a variety of different issues but mainly relating to debt and finance. Healthwatch Swindon was successfully re- tendered and the new contract with Care Forum

---

Further information on the subject of this report can be obtained from Phillipa Lamb, 07818510484, [Plamb@swindon.gov.uk](mailto:Plamb@swindon.gov.uk)

# Cabinet Member Question and Answer Session

## Resources and Corporate

### Overview & Scrutiny Committee

Date: 27<sup>th</sup> October 2016

began in April 2016. The Harbour project has dealt with an increasing number of asylum seekers and refugees over the past year and has supported women and children to more actively engage with their support plans. At the end of 2015/16, 532 individuals were recorded on the Harbour client list, which is a 30% increase from the beginning of the year.

- 3.35 Carers are a vital asset to our service and provide regular and substantial support for service users. Swindon Carers Centre continues to raise the profile of Adult Carers and 2,723 carers had registered with them at the end of 2015/16. The Centre is working in partnership with SBC to ensure it is Care Act compliant and is supporting the on line assessment tool for Carers Assessments in My Care My Support. With the support of the Swindon Carers Centre, we have completed a total of 1369 carer assessments / reviews during the year, a similar number to the previous year (1367 assessments/reviews).
- 3.36 Swindon Advocacy Movement (SAM) has successfully delivered the pilot Advocacy Service that encompassed Independent Mental Capacity Advocacy (IMCA)/Independent Mental Health Advocacy (IMHA) and Care Act statutory requirements. SAM has developed a new process and approach to ensure people receive timely advocacy when they need it. An 'On Call' model is working well to offer immediate responses to advocacy enquiries and serious medical treatment referrals. The quick response times have meant that delays to treatment have been minimised.
- 3.37 Overall, during 2015/16, 278 people accessed an advocacy service although a number of users received more than one episode of advocacy support. 173 individuals used the IMCA service, 68 used the IMHA service and 37 Care Act advocacy. As an awareness of advocacy support increases and the advocacy duty becomes more embedded, the expectation would be for referrals for Care Act advocacy to increase. Each quarter, service users and professionals provide feedback on the outcome of the advocacy episode as well as the outcome for the individual (personal outcome). A detailed evaluation of outcomes for all the advocacy episodes is undertaken. To date, outcomes have been very positive with users feeling more supported and listened to as well as having better access and understanding of information.
- 3.38 SBC is working in partnership with MIND to develop a Pilot programme to deliver therapeutic intervention and support for people with learning disabilities and care leavers who have low level mental health issues. The MIND support workers actively engage and support service users to prevent deterioration of their mental health and escalation into crisis. The pilot programme will run for six months and will be reviewed. Staff training has been made available to MIND staff.

Supported Housing

# Cabinet Member Question and Answer Session

## Resources and Corporate

### Overview & Scrutiny Committee

Date: 27<sup>th</sup> October 2016

- 3.39 In 2015/16, we provided 433 units of supported housing and individual support to 167 people within their own home. In total we have support 1,039 people and/or families. During the year, 458 people/families either left Supported Housing or stopped receiving support of which 339 (74%) were supported into more appropriate housing (either a private or social tenancy or more specialist supported housing) or helped to maintain their current accommodation. These services were also able to help support 88 people into employment, education or training. In April 2015, we improved our reporting processes to provide more robust evidence to inform our commissioning intentions. We have introduced a new way of measuring the improvements for people living in supported housing which we will be able to report on in 2016/17.

#### Development of Hawthorns and Bungalows

- 3.40 Housing and Adult Social Care Services have worked together with the Borough Architect to develop an innovative bungalow design to accommodate some of Swindon's most vulnerable residents, including older people and those with learning or physical disabilities. The design is timber frame, so it is quick and affordable to build and can be replicated anywhere in the borough, which will enable the Council to help people with care needs to stay within their community so they can be close to family and friends.
- 3.41 In the first phase, three sites will be developed – 5 bungalows each in Bembridge and Sycamore, and a further 24 bungalows at Hawthorns. Hawthorns site is adjacent to the Firethorn respite provision, which will help deliver efficiency savings for Adult Social Care. Early consultations prior to planning application stage supported a smoother process and reduced neighbours' anxieties about the proposed development. Planning permission has been secured for the Bembridge and Sycamore sites and is due for the Hawthorns site in July 2016. Procurement of the contractor is underway, and works on all sites will commence in autumn 2016, with completion of Bembridge and Sycamore expected in spring and completion of Hawthorns in summer 2017. Identifying 34 service users to move into this new accommodation within a few months will be a challenge, however, Adult Social Care have already started identifying potential service users to plan ahead and ensure void times are kept to a minimum.

#### Pledge 30: Reducing smoking prevalence to less than England average

- 3.42 Wider tobacco control work has continued across Swindon to promote the smoke free agenda and reduce the number of people who smoke. This has had a positive impact on the smoking prevalence rate for Swindon which has reduced from 19.4% in 2013 to 17.8% 2014 which is now lower than the England average 18%. However, smoking prevalence amongst our routine and manual workers remains significantly higher at 24.3%. Data for 2015 will be available October 2016. Our challenge is to address the higher prevalence of smoking amongst the



# Cabinet Member Question and Answer Session

## Resources and Corporate

### Overview & Scrutiny Committee

Date: 27<sup>th</sup> October 2016

---

disadvantaged social groups in Swindon to reduce their health risks and help lift them out of poverty.

- 3.43 Smoking in pregnancy rate has reduced from nearly 13% in 2014/15 to 11.4% for 2015/16 (approx. 320 women). Reducing the uptake of smoking by children and young people remains a priority. The latest 'What About YOUth' survey has calculated Swindon's smoking prevalence amongst 15-year-olds to be 7.5% compared to the England average of 8.2%. This performance reflects the intensive school based initiatives we have undertaken to support young people to make healthy choices and our ongoing work to de-normalise smoking.

#### Complaints

- 3.44 Although overall satisfaction with services is reasonable high, we recognise we are always going to receive complaints. We endeavour to resolve complaints at an early stage and use them positively to change processes or practice where appropriate. This year we updated our complaints policy to make it Care Act compliant.
- 3.45 During 2015/16, the majority of complaints were resolved locally with only 35 complaints being escalated for more formal investigation. Learning from complaints has led to service improvements in Learning Disability (LD) and safeguarding. We have developed a protocol between Children and Adult Services to ensure that parents with LD receive appropriate support from Adult Social Care to address any specific needs arising from their disability which might impact adversely on their parenting capacity. We also commissioned additional Advocacy for parents with LD, which Adult and Children's Services can access. We have improved our arrangements to ensure actions agreed following a safeguarding concern are addressed by relevant providers. Following investigation, we have not upheld any complaints this year that relate to financial contributions by service users.

#### What would you do differently?

- 3.46 Being new to the portfolio, there has been little opportunity to reflect in terms of doing things differently. There are, however, significant challenges facing the portfolio.

#### What are the challenges facing the portfolio?

#### Managing Demand

- 3.47 Swindon's population will increase faster than the national average from 2016/17 with the most significant rise expected in 2017/18. This population rise, along with the new housing developments, will impact on health and care. Work is ongoing to get the balance of care right between supporting people with high

# Cabinet Member Question and Answer Session

## Resources and Corporate

### Overview & Scrutiny Committee

Date: 27<sup>th</sup> October 2016

---

levels of need and maintaining investment in community-based and “preventative” services to help people maintain their independence

- 3.48 The demand for care and support continues to grow and in 2015/16, 44.7% of the Council’s general fund was spent on Adult Social Care. This year the demand for physical support for people aged over 65 has been well above expectations. Care home placements in 2015/16 were 10.1% above 2014/15 levels and clients being supported by home care in 2015/16 were 5.7% above the levels in the previous year. As mentioned previously, supporting people being discharged from hospital has been a major challenge and new contracts have been put into place (nursing pilot beds and additional domiciliary care) to support people leaving hospital.
- 3.49 In 2015/16 we had more clients who were eligible for support and many of whom had more complex needs requiring specialist or expensive care packages or placements. During the year we supported 5,547 clients (1,919 were younger adults and 3,628 older people 65+) and the average direct cost of care was £7,686. This is a 5.2% increase in service users (273 people) and a 0.9% rise in average cost ((£66) compared to last year. The contributory factors to the rise in the cost of care are associated with the increase in the cost of domiciliary care per hour and the amount paid for care homes.
- 3.50 The need to reduce delays in hospital discharge led to budget pressures. The majority of hospital discharge support was required for people who were frail and elderly. As mentioned above, new nursing pilot beds and additional home care services were commissioned to speed up the discharge process and limit delays. To respond to the increasing demand to support these frail elderly clients, SBC has funded 10% more care home placements (23) and delivered 15% more care hours (1000 hours).

#### 2016/17 Budget pressures

- 3.51 To deliver effective and responsive services within budget will be a challenge in the year ahead. The ring fence grant for Public Health is £10.635m for 16/17. Although this year’s grant is higher than 2015/16, it does represent a grant reduction of £0.246m due to the additional responsibilities and budget transferred from Health to the Council. Responsibility for health visitors, school nurses and other children services transferred in October 2015. While the Public Health reserve puts Swindon in a reasonable position to meet the savings target imposed by Department of Health for 2016/17; there are further reductions in grant planned for the next 3 years from 2017/18 of approx. £380k per annum.
- 3.52 The 2016/17 Adult Social Care budget includes an investment to meet rising demand from Physical Support (Older People) of £1.6m and Learning Disability services of £1.3m. This is in addition to the funding provided to meet the cost of

# Cabinet Member Question and Answer Session

## Resources and Corporate

### Overview & Scrutiny Committee

Date: 27<sup>th</sup> October 2016

inflation and increases in minimum wage which impact on domiciliary care and care home providers. However, this additional investment has increased the savings targets as the service is required to maintain flat cash at year end. The 2016/17 budget plans include savings targets totalling £6.763m. Supporting people and third sector contracts represent £0.644m of this total and £5.519m relates directly to social care services.

- 3.53 The Better Care Fund (BCF) for 2016/17 has been confirmed at £13.047m. The BCF consolidates many previous funding streams and includes funding for both Health and Social Care. The social care share of the BCF is £0.897m capital and £4.986m revenue funding. Social Care received increased funding of £200k of which £138,754 is to support hospital discharge.
- 3.54 May 2016 monitoring report is forecasting an overspend of £1.117m by the end of the financial year if no mitigating actions are taken. Demand pressures on older people services particularly around hospital discharge are causing pressures. Commissioners are exploring ways in which the pressures can be managed effectively including increasing capacity to undertake assessments and reviews in order to determine where care packages can be reduced as patients recover at home following hospital discharge.

#### Cost of Learning Disability Services

- 3.55 Spend on Learning Disability social care per service user in Swindon is high compared to other local authorities. Both Swindon and Wiltshire have above average expenditure on support for adults with Learning Disabilities due to high numbers placed in residential care and the high support costs in supported accommodation. The total budget for learning disability care packages in Swindon is £21.946m out of a total Adult Social Care budget of £55.682m. There are 667 service users with a learning disability in Swindon, of whom 192 are in residential care.
- 3.56 Supported Living provides an alternative to living in a care home. Users have access to the care and support they need to enable them to live in their own home and be independent. A variety of provision is required to meet the range in the level of need across the client group. In Swindon, we currently provide 173 adults with supported accommodation but our provision is limited. Commissioners are undertaking a tendering process to attract more providers into Swindon to support a greater number of service users to live independently and have more control over their lives. We are working closely with our Housing colleagues to achieve this.
- 3.57 A detailed review of all 'out of area' residential care packages has been completed to identify opportunities for service users with learning disabilities to live closer to Swindon. Rates for supported living have been renegotiated, and a

# Cabinet Member Question and Answer Session

## Resources and Corporate

### Overview & Scrutiny Committee

Date: 27<sup>th</sup> October 2016

Learning Disability Respite service, Firethorn, has been insourced. Savings of £3.134m were achieved in 2015/16. The savings target for 2016/17 for learning disabilities is £3.146m. The team are focussing on ensuring clients are as independent as possible and appropriate universal services are accessed.

- 3.58 Our Transforming Care Plan, jointly developed with Wiltshire, focusses on providing community services and local inpatient facilities for people with a learning disability and/or autism who display behaviour that challenges, including those with a mental health condition. This is a national requirement following Winterbourne View with NHS England overseeing implementation. The key challenge is to ensure partners are fully engaged in delivering the plan, and for adults with LD and their carers to have their views taken on board.

#### Employment of People with a Learning Disability

- 3.59 The percentage of people with learning disabilities in employment in Swindon is low, at 3.65% (21 adults) and reduced from 4.2% (28 people). To improve performance and to reach our target of 6% (40 people) we are supporting a number of young people to participate in Supported Internships. These are aimed specifically for young people aged 16-25 years who have an Education Health and Care Plan to support them with their educational needs. The aspiration is for the young people to complete these courses (in one or two years from September 2016) and for them to be skilled to enter employment. In 2015/16, out of the eight young people who started supported internships at Wiltshire College, six completed. One young person has subsequently progressed into work. In 2016/17 academic year there will be five learners undertaking a supported internship and seven undertaking the preparation for supported internship at the Uplands Education Trust (UET).

#### Developing New Care Models

- 3.60 In February 2016, Cabinet agreed to give a 12-month notice period to SEQOL who are contracted to deliver community health and social care services. This decision was informed by the need for more active demand management and the requirement to achieve financial balance. It was recognised we needed new models of care to reduce the demand for specialist adult social care services whilst also contributing to the Council Budget 2016/17 savings and beyond. We are working with CCG and SEQOL to prepare for implementing our new models of care for community health and social care services from March 2017. The models are informed by Newton Europe's research and aim to support people to lead healthy and independent lives. Current activities include:

3.60.1 Insourcing social work services for adults and hospital social work whilst maintaining co-location of hospital social work services within GWH;

# Cabinet Member Question and Answer Session

## Resources and Corporate

### Overview & Scrutiny Committee

Date: 27<sup>th</sup> October 2016

3.60.2 Re-shaping and re- tendering services that do not easily fit into the model of an integrated acute and community health e.g. older people residential care, day services for those with a learning disability and older people and housing support

3.60.3 Commissioning and tendering telecare, telehealth, equipment and Rapid Response and Reablement services as part of the commissioning of domiciliary care and community support services;

3.60.4 Commissioning Single Point of Access jointly with CCG as part of the Accountable Care Organisation;

3.60.5 Re-tendering the existing residential care homes, modelling Fessey as a facility for individuals with dementia and reviewing the long-term options for Whitbourne House.

#### Health Inequalities

3.61 Although Swindon has low rates of poverty and deprivation and generally our Swindon residents enjoy good health, there is a real gap between the affluent and less affluent areas, which are we working to address. Health Inequalities across Swindon continue to be a concern with higher rates of smoking, physical inactivity and obesity amongst our more vulnerable and deprived communities. Lifestyle and unhealthy behaviours can increase the risk of dementia, cancer, cardiovascular disease, diabetes and it is estimated that around 40% of cancers can be prevented by making changes to habits around smoking, alcohol, diet and obesity. The gap in male life expectancy between the most and least deprived areas of Swindon has grown from 7.2 years in 2010-2012 to 9.7 years in 2012-14 and is now the largest gap in the South West.

3.62 Swindon's teenage conception rate has seen a 63.9% decrease between 1998 and 2014. Latest available data shows Swindon's conception rate as 20.0 per1000 teenagers aged 15-17 year (24.4 per 1,000 teenagers aged 15-17 years in 2013) is now below the national average for teenage conception rate which is 22.8 per 1000 teenagers aged 15-17 years (24.3 per 1000 15-17 year olds in 2013). Despite the significant reduction in the under 18 conception rate in Swindon, there is still considerable variation between wards, with the more deprived wards seeing higher rates. The latest annual ward conception data for 2011 – 2013 varies from 10.75 (per 1000, 15 – 17 year olds) in Wroughton and Chiseldon to 73.60 (per 1000, 15 – 17 year olds) in Penhill.

#### Deprivation of Liberty

3.63 Following the Cheshire West judgment, funding of Deprivation of Liberty Safeguards remains a key issue for local authorities. Deprivation of Liberty



# Cabinet Member Question and Answer Session

## Resources and Corporate

### Overview & Scrutiny Committee

Date: 27<sup>th</sup> October 2016

Safeguards (DoLS) relates to people who are placed in care homes or hospitals for their care or treatment and who lack mental capacity. The safeguards protect their rights and make sure that any care that restricts a person's liberty is both appropriate and in their best interests. Four local authorities have lodged a claim for judicial review against the Department of Health over the level of funding for the Deprivation of Liberty Safeguards (DoLS). Deprivation of Liberty in the community continues to be a challenging issue, until new legislation comes into force the only way that such a deprivation of liberty can be authorised is by application to the Court of Protection. This legislation is not expected until 2017/18 at the earliest

#### Priorities for 2016/17

- 3.64 We are committed to ensuring that everyone lives a healthy, safe, fulfilling, and independent life and is supported by thriving communities. Increasingly, our role is to support communities and volunteers so that local problems can be solved by local people to meet local needs. We continue to build on the existing strong tradition of voluntary work in Swindon to ensure that Council volunteering continues to make an impact. From the busy work programme for 2016/17, the Cabinet Member, in consultation with officers, has identified the following key areas to highlight to Scrutiny how people are being supported to help themselves while also protecting the most vulnerable adults in the year ahead:
- 3.64.1 Proactive Prevention – continue to build community capacity and promote <http://mycaremysupport.co.uk/> so that people are as independent and healthy as possible and their isolation is reduced.
  - 3.64.2 Learning Disability – continue to improve service quality with more people living locally with the right support as well as ensuring a seamless transition for young people moving to adulthood and improving their access to employment.
  - 3.64.3 Older People – working with communities and partners to manage demand by promoting 'Ageing Well' (falls prevention, social cohesion/isolation, dementia friendly community and end of life) to keep older people safe and as independent as possible.
  - 3.64.4 New Models of Care – working with partners to implement our new models of care for community health and social care services so that people lead healthy and independent lives.
  - 3.64.5 Discharge from hospital – continue to reduce delayed discharges from hospital by working with providers of residential and domiciliary care, SEQOL, GWH and the CCG.

# Cabinet Member Question and Answer Session

## Resources and Corporate

### Overview & Scrutiny Committee

Date: 27<sup>th</sup> October 2016

---

3.64.6 Diabetes and Obesity – reducing levels of obesity and diabetes are part of the sustainable Transformation Plan (STP) and we will continue to work jointly with Wiltshire and Bath & North East to design and implement appropriate solutions to meet local need.

3.64.7 Joint Strategic Needs Assessments (JSNA) – continue to provide timely information and intelligence on the health and social care needs of Swindon residents to inform commissioning intentions.

#### **4. Alternative Options**

- 4.1 The Committee can choose not to operate a Cabinet Portfolio Question and Answer session system.

#### **5. Implications, Diversity Impact Assessment and Risk Management**

##### Financial and Procurement Implications

- 5.1 There are no direct financial or procurement implications arising as a result of this report. Any expenditure arising as a result of an item on the Committee's work programme will be met by the Overview and Scrutiny Support budget, subject to the approval of the Committee.

##### Legal and Human Rights Implications

- 5.2 Section 21 of the Local Government Act 2000 (as amended) requires every Local Authority to establish an overview and scrutiny function to hold the Executive to account, undertake policy development and review, monitor and improve performance.

##### All Other Implications (including Staff, Sustainability, Health, Rural, Crime and Disorder)

- 5.3 There are no other direct implications arising as a result of this report. Any further implications will be identified when a topic is reviewed by the Committee and in any recommendations made by the Committee.

##### Diversity Impact Assessment

- 5.4 No Diversity Impact Assessment (DIA) is required at this stage as this report proposes no changes to services. Any DIA that is required during review of topics included within the work programme will be identified at the appropriate stage.

# Cabinet Member Question and Answer Session

## Resources and Corporate

### Overview & Scrutiny Committee

Date: 27<sup>th</sup> October 2016

---

#### Risk Management

- 5.5 No risk management issues have been identified at this stage. Any risk management issues will be identified at the appropriate time when a topic is under review by the Committee and if it makes any recommendations.

#### **6. Consultees**

- 6.1 The Board Director, Resources (Section 151 Officer) and Director of Law and Democratic Services (Monitoring Officer) are consulted in respect of all reports.

#### **7. Background Papers**

- 7.1 None

#### **8. Appendices**

- 8.1 Appendix One Background activity and financial information provided for 2015/16
- 8.2 Appendix Two Glossary



**Appendix One Background activity and financial information provided for 2015/16**

**Table 1a: Number of service users receiving nursing & residential care in Swindon in 2015/16**

Primary Support Reason	18-64 Year Olds		65+ Year Olds	
	Nursing Care	Residential Care	Nursing Care	Residential Care
Physical Support: Access and Mobility Only	0	0	4	3
Physical Support: Personal Care Support	3	13	214	265
Sensory Support: Support for Visual Impairment	0	0	3	5
Sensory Support: Support for Hearing Impairment	0	0	1	2
Sensory Support: Support for Dual Impairment	0	0	1	4
Support with Memory and Cognition	2	3	6	117
Learning Disability Support	6	162	8	38
Mental Health Support	3	34	60	37
<b>Totals</b>	<b>14</b>	<b>212</b>	<b>297</b>	<b>471</b>
		<b>226</b>		<b>768</b>

**Table 1b: Number of service users receiving community services in Swindon in 2015/16**

Primary Support Reason	Services to help users maintain their mobility and independence – includes equipment, adaptations & Telecare (e.g. home alarms & sensors)	Preventative services to support users during a crisis to help them remain independent - includes crisis support, hospital discharge services and reablement	Community Services to help users remain independent & living in the community - includes homecare services, day care support, direct payments, short term breaks
End of Life Care Pathway		2	
Learning Disability Support	46	1	488
Mental Health Support	5	3	87
Physical Support - Access & Mobilty only	411	67	162
Physical Support - Personal Care Support	213	0	318
Sensory Support - Support for Dual Impairment	2	1	4
Sensory Support - Support for Hearing Impairment	14	0	2
Sensory Support - Support for Visual Impairment	23	0	11
Support with Memory and Cognition	1		11
<b>18 -64 Year Old Total</b>	<b>715</b>	<b>74</b>	<b>1083</b>
End of Life Care Pathway	0	0	0
Learning Disability Support	11	3	45
Mental Health Support	10	12	44
Physical Support - Access & Mobilty only	842	61	262
Physical Support - Personal Care Support	619	963	1092
Sensory Support - Support for Dual Impairment	27	10	21
Sensory Support - Support for Hearing Impairment	44	17	16
Sensory Support - Support for Visual Impairment	54	17	37
Support with Memory and Cognition	32	18	88
<b>65+ Year Old Total</b>	<b>1639</b>	<b>1101</b>	<b>1605</b>

**Table 2: Benchmarking Swindon's Performance against the Adult Social Care Outcome Indicators for 2015/16**

Indicator	March 2015	March 2016	DoT	England 2014/15	CIPFA 2014/15	SW 2014/15
1A Social care-related quality of life	18.9	19.3	↑	19.1	18.9	19.3
1B Proportion of people who use services who have control over their daily life	77.5	78	↑	77.3	76.8	79.9
1C1A - Proportion of adults receiving self-directed support	72.0	82.56	↑	83.7	86.6	79.2
1C1B Proportion of carers receiving self-directed support	32.0	35.6	↑	77.4	54.6	71.0
1C2A Proportion of adults receiving direct payments	20.0	24.61	↑	26.3	27.5	24.7
1C2B Proportion of carers receiving direct payments for support direct to carer	31.0	33.78	↑	66.9	48.4	47.7
1D Carer reported quality of life	7.8	Not collected this year		7.9	8.0	7.9
1E Proportion of adults with learning disabilities in paid employment	4.2	3.65	↓	6.0	6.0	6.3
1F Proportion of adults in contact with secondary mental health services in paid employment	10.1	8.9	↓	6.8	6.7	8.4
1G Proportion of adults with learning disabilities who live in their own home or with their family	70.5	71.3	↑	73.3	77.5	69.5

Indicator	March 2015	March 2016	DoT	England 2014/15	CIPFA 2014/15	SW 2014/15
1H Proportion of adults in contact with secondary mental health services who live independently, with or without support	69.0	58.3	↓	59.7	62.0	53.8
1I1 Proportion of people who use services who reported that they had as much social contact as they would like	43.6	49	↑	44.8	44.1	45.7
1I2 Proportion of carers who reported that they had as much social contact as they would like	37.7	Not collected this year		38.5	39.6	36.4
2A1 14-15 Long-term support needs of younger adults (aged 18-64) met by admission to residential and nursing care homes, per 100,000 population <i>(fewer admissions is better)</i>	11.1	8.89	↑	14.2	14.2	16.8
2A2 14-15 Long-term support needs of older adults (aged 65 and over) met by admission to residential and nursing care homes, per 100,000 population <i>(fewer admissions is better)</i>	676	682.48	↓	669	701	678.2

Indicator	March 2015	March 2016	DoT	England 2014/15	CIPFA 2014/15	SW 2014/15
2B1 Proportion of older people (65 and over) who were still at home 91 days after discharge from hospital into reablement/rehabilitation services (effectiveness of the service)	93.2	85.38	↓	82.1	84.5	84.0
2B2 Proportion of older people (65 and over) who were still at home 91 days after discharge from hospital into reablement/rehabilitation services (offered the service)	0.9	Not available yet		3.1	2.7	3.5
2C1 Delayed transfers of care from hospital per 100,000 population (fewer DTOCs is better)	16.2	14.8	↑	11.1	11.6	15.0
2C2 Delayed transfers of care from hospital which are attributable to adult social care per 100,000 population (fewer DTOCs is better)	6.9	8.3	↓	3.7	3.1	5.9
2D Proportion of those that received a short term service during the year where the sequel to service was either no ongoing support or support of a lower level	78.0	89.02	↑	74.6	70.1	76.0
3A Overall satisfaction of people who use services with their care and support	65.0	66	↑	64.7	64.2	67.4

Indicator	March 2015	March 2016	DoT	England 2014/15	CIPFA 2014/15	SW 2014/15
3B Overall satisfaction of carers with social services	40.0	Not collected this year		41.2	44.1	41.9
3C Proportion of carers who report that they have been included or consulted in discussion about the person they care for	71.8	Not collected this year		72.3	73.3	72.1
3D1 Proportion of people who use services who find it easy to find information about services	74.3	75	↑	74.5	75.0	76.6
3D2 Proportion of carers who find it easy to find information about services	68.6	Not collected this year		65.5	67.8	66.4
4A Proportion of people who use services who feel safe	65.7	70	↑	68.5	67.5	68.3
4B Proportion of people who use services who say that those services have made them feel safe and secure	89.7	91	↑	84.5	83.6	86.9

**Table 3: Benchmarking Swindon's performance for the Adult Social Care Annual User Survey for 2015/16 (provisional data)**

Indicator	Swindon 14/15	Swindon 15/16	DoT	South West Average 15/16	England average 15/16
Social care-related quality of life	18.9	19.3	↑	19.3	19.1
Proportion of people who use services who have control over their daily life	77.5	78.0	↑	78.8	76.5
Proportion of people who use services who reported that they had as much social contact as they would like	43.6	48.7	↑	46.6	45.4
Overall satisfaction of people who use services with their care and support	65.0	65.9	↑	66.3	64.4
Proportion of people who use services who find it easy to find information about services	74.3	75.5	↑	73.3	73.5
Proportion of people who use services who feel safe	65.7	70.1	↑	69.5	69.0
Proportion of people who use services who say that those services have made them feel safe and secure	89.7	90.7	↑	87.1	85.5

**Table 4a: Adult Social Care Financial Information 2015/16**

<b>Group budget position by Function and Strand</b>	<b>Net Budget 2015/16  £'000</b>	<b>Outturn 2015/16  £000's</b>	<b>Variance  £'000</b>	<b>Number of clients supported during 15-16</b>
<b>Adult Social Care</b>				
Adults – commissioning & supporting people	5,315	4,942	(373)	
Voluntary sector contracts	1,938	1,680	(258)	
Adult – care management and other care incl SEQOL	12,431	12,539	108	
Physical & Sensory Support - care packages	13,281	15,099	1,818	4,070
Learning Disabilities - care packages	23,638	23,083	(555)	688
Memory & Cognition - care packages	1,970	1,962	(8)	263
Mental Health - care packages	2,552	2,489	(63)	526
<b>Total Adult Social Care</b>	<b>61,125</b>	<b>61,794</b>	<b>669</b>	<b>5,547</b>



**Table 4b: Public Health Financial Information 2015/16**

<b>Group budget position by Function and Strand</b>	<b>Net Budget 2015/16 £'000</b>	<b>Outturn 2015/16 £000's</b>	<b>Variance £'000</b>
<b>Commissioning- Public Health</b>			
PH Team budget	755	762	7
PH Other including health ambassadors, healthy weight, health checks	820	1,027	207
Sexual Health	2,263	2,148	(115)
Substance Misuse including alcohol	2,367	2,367	0
Smoking & Tobacco	719	598	(121)
Child 5-19 Public Health Programmes including school nurses	2,486	2,280	(206)
Public Protection	1,165	1,090	(75)
<b>Total</b>	<b>10,575</b>	<b>10,272</b>	<b>(303)</b>

This page is intentionally left blank

## Appendix 2 Glossary

AMHPs	Approved Mental Health Professionals
ASCOF	Adult Social Care Outcomes Framework
AWP	Avon and Wiltshire Mental Health Partnership Trust
BCF	Better Care Fund
CCG	Clinical Commissioning Group
DTOC	Delayed Transfers of Care
DWP	Department for Works and Pensions
GWH	Great Western Hospital
IMCA	Independent Mental Capacity Advocacy
IMCH	Independent Mental Health Advocacy
JNSA	Joint Strategic Needs Analysis
MCMS	My Care My Support website
SASC	Swindon Advice and Support Centre
SAM	Swindon Advocacy Movement
STIs	sexually transmitted infections
UET	Uplands Education Trust

This page is intentionally left blank

## Cabinet Member Question and Answer Session

### Resources and Corporate

### Overview & Scrutiny Committee

Date: 27<sup>th</sup> October 2016

---

Author:	Cabinet Member for StreetSmart
Wards:	All
Locality Affected:	All
Parishes Affected:	All

---

#### 1. Purpose and Reasons

- 1.1 The purpose of the report is to provide the Resources and Corporate Overview and Scrutiny Committee with an opportunity to question the Cabinet Member for StreetSmart on his portfolio responsibilities and performance, and on ways to maximise income within his portfolio.
- 1.2 A key purpose of the Scrutiny function is to hold Cabinet to account and ensure that Council and partner's priorities and performance are being delivered. In particular, members are invited to measure progress towards achieving the Council's Vision, Priorities and Pledges.
- 1.3 Members of the Committee are reminded that all Members of the Cabinet are required to go before the Scrutiny Committee to take part in a Question and Answer session that will focus on the full remit of their portfolio. The Resources and Corporate Overview and Scrutiny Committee is therefore encouraged to focus its Question and Answer sessions with Cabinet Members on topics and/or service issues specific to the Terms of Reference of this Committee, as detailed in Article 6 of the Council's Constitution, in order to avoid duplication.

#### 2. Recommendations

The Committee is recommended to:

- 2.1 Take note and put relevant questions to the Cabinet Member for StreetSmart, and to decide if any further action is required.

#### 3. Detail

- 3.1 The Cabinet Member for StreetSmart is Councillor Keith Williams. The portfolio responsibilities for this Cabinet position are as follows:
  - Waterside Depot Management;
  - StreetSmart;
  - Public Toilets;

---

Further information on the subject of this report can be obtained from Leon Barrett, lbarrett@swindon.gov.uk, Jason Humm, jhumh@swindon.gov.uk, or Glyn Peach, gpeach@swindon.gov.uk

# Cabinet Member Question and Answer Session

## Resources and Corporate Overview & Scrutiny Committee

Date: 27<sup>th</sup> October 2016

- 
- EnviroCrime;
  - Waste Disposal / Waste Minimisation;
  - Street Lighting (maintenance);
  - Street Cleaning;
  - Recycling;
  - Refuse Collection – Domestic and Trade;
  - Ground and Tree Maintenance and Open Spaces;
  - Removal of Graffiti and Abandoned Vehicles;
  - Parks (StreetSmart services only);
  - Environmental Issues; Landscape and Countryside (including Community Forest);
  - Playgrounds, including those that are not presently utilised;
  - Maintenance of Roundabouts and non-HRA verges;
  - Building and Engineering;
  - Building Services, Cleaning, Catering and Security services;
  - Gullies and Drainage, minor road repairs, potholes;
  - Digital by Design;
  - IT Strategy and delivery;

3.2 Additional narrative on the performance of StreetSmart is set out in Appendix A.

### **What have you done well?**

#### StreetSmart

3.3 *Improvements to the Household Waste Recycling Centre (HWRC)* – In the past 12 months we've completed a number of improvements to the HWRC that improve the safety and operation of the site as well as prolonging the utilisation of the site delaying the need to introduce a second HWRC within the borough to manage increasing housing growth.

---

Further information on the subject of this report can be obtained from Leon Barrett, lbarrett@swindon.gov.uk, Jason Humm, jhumh@swindon.gov.uk, or Glyn Peach, gpeach@swindon.gov.uk

# Cabinet Member Question and Answer Session

## Resources and Corporate

### Overview & Scrutiny Committee

Date: 27<sup>th</sup> October 2016

- 
- 3.4 The main improvements have been the introduction of a new entrance off Darby Close which now improves safety by separating residents from the operational traffic entering and moving around the site. This has significantly improved the holding capacity of the site removing the impact of cars queuing up Darby Close.
- 3.5 Other safety measures have included burying overhead power cables into the ground, and we are near completion of extended the site beyond the Transfer Station to improve safety for operational teams.
- 3.6 At the time of writing this report, we are preparing a separate disposal channel for Trade waste along with the introduction of a new weighbridge. By separating Trade waste disposal from household waste disposal, it is expected this will reduce the waiting times for residents using the site. This will also bring the introduction of charging for some materials as described in the recent proposal submitted to StreetSmart and Highways Overview and Scrutiny Committee on 28<sup>th</sup> September 2016, details of which can be found on the Council's website.
- 3.7 *Improved performance of the EnviroCrime Team* – The new EnviroCrime team have been operating since mid-July 2016. Their focus is a combination of enforcement activity to address short term behaviour, and education in schools to change long term behaviour and reduce the cost of littering and fly tipping from happening in the first place.
- 3.8 By the end of September 2016 the new team had issued 150 Fixed penalty Notices. The team had also carried out 112 investigations into reports of fly-tipping, waste and littering and 7 of these are being investigated with the aim to prosecute. Through the year, we have published high value prosecution cases with the intention of raising people's awareness of the significant costs that can be incurred by irresponsible disposal of waste and fly tipping.
- 3.9 An education programme has been developed and Primary and Secondary Schools are being approached to arrange sessions to deliver these programmes. During the last few months, 20 schools have been contacted and 4 Schools have confirmed sessions. These sessions will be delivered between November 2016 and January 2017 with a target audience of over 1,000 school children. The team will continue to book sessions with other schools and our target is to have delivered programmes within 10 schools by 31<sup>st</sup> March 2017.
- 3.10 The team are also involved in working with the community in Broadgreen under the 'Keep Broadgreen Clean' initiative which will involve weekly clinics in Broadgreen Community Centre with the aim to assist residents and local businesses with any issues they may have around waste, recycling and littering. Day and night patrols will also be undertaken to provide advice and guidance to residents with regard to street drinking and disposing of waste appropriately.
- 

Further information on the subject of this report can be obtained from Leon Barrett, lbarrett@swindon.gov.uk, Jason Humm, jhumh@swindon.gov.uk, or Glyn Peach, gpeach@swindon.gov.uk

# Cabinet Member Question and Answer Session

## Resources and Corporate

### Overview & Scrutiny Committee

Date: 27<sup>th</sup> October 2016

Posters and leaflets have been designed that make clear that there is a Fixed Penalty Notice for littering and we aim to work with local businesses to display these and hand leaflets out whilst on patrol with the aim to educate and change behaviours

#### ICT

- 3.11 In February 2016 the ICT service was brought back in house from Capita. This saved the organisation £800,000 per year. Through excellent preparation from Finance and IT the exit fees for the contract which should have cost the Council £2m were avoided entirely. 24 staff were transferred from Capita under TUPE and the department was further strengthened with permanent recruitment to a size of 53 FTEs including one new apprentice.
- 3.12 The new IT department has begun the process of stabilising the environment and bringing failing component up to an acceptable performance level and compliance level. It is the expectation of the department that they will be PSN compliant by the end of the year. To achieve savings a modest investment in on premise technology has been made to enable failing services running in the Capita data centre to be brought back to Swindon. This has the ability to save the Council up to another 300,000 per year.
- 3.13 The new IT department has delivered a self-service portal to staff to allow for all incidents to be logged and tracked by the users 24 x 7. A fully configured request system is available for staff to request pre-authorised procurement and used to log all non-authorised requests.
- 3.14 The IT team run a number of projects at any one time averaging at about 30. The current top 5 projects are a
- Deployment of Office 365 (November 2016), to increase service standards.
  - Insourcing SEQOL (October 2016 – March 2-017) to support aults Social Care
  - New Print Management Solution (November 2016) To deliver savings between £0.5m and £1.7m
  - New Mobile Phone Contract (November 2016) to deliver saving of £200,000
  - Citizen Portal (First live service - Green waste subscriptions, March 2017)

Further information on the subject of this report can be obtained from Leon Barrett, lbarrett@swindon.gov.uk, Jason Humm, jhumh@swindon.gov.uk, or Glyn Peach, gpeach@swindon.gov.uk



# Cabinet Member Question and Answer Session

## Resources and Corporate

### Overview & Scrutiny Committee

Date: 27<sup>th</sup> October 2016

- 3.15 The Information Governance (IG) in the organisation continues to mature as during 2016 the training of the Directors and Tier 2 Senior Officers in IG took place. IG training for school governors has also continued to be deployed.

#### Highways Maintenance

- 3.16 Outstanding backlogs associated with the number of defects identified by inspection teams and the public, compared to the number repaired, continue to be reduced.
- 3.17 Since the reintegration of the service from SCS the teams have been managing a backlog in defects. In October 2015 the backlog total was around 5,000 defects and this figure has now been reduced to under 3,000. Improvements in the management, efficiency and programming of the gangs as well as some additional funding through the Government's 'pothole fund' has allowed the backlog to be reduced whilst the teams have continued to cope with current work levels.

#### Winter maintenance

- 3.18 The winter service continues to deliver a good and reliable service. Whilst temperatures last year saw fewer extremes, it was a relatively average winter for salt gritting in relation to the number of times that sub-zero temperatures were recorded. The table below details the amount of gritting completed in recent years.

Financial Year	Number of operations	Salt tonnage
2013/14	29	1,230
2014/15	39	1,580
2015/16	26	1,075

Table 1 – Winter Service (Salt Gritting Operations)

#### Incentive funding

- 3.19 In late October 2015 the Council submitted its self-assessment questionnaire, placing itself within band 1 (the lowest of the 3 levels). This year's submission is currently being prepared and will be submitted at a self-assessed band 2. The improvement in band has been very much reliant upon improvements to the programming and repair of defects, improvements in staff training; reduction in the associated backlog; and improvements to network resilience through management of information, works programming and staff training.

Further information on the subject of this report can be obtained from Leon Barrett, lbarrett@swindon.gov.uk, Jason Humm, jhumh@swindon.gov.uk, or Glyn Peach, gpeach@swindon.gov.uk

# Cabinet Member Question and Answer Session

## Resources and Corporate

### Overview & Scrutiny Committee

Date: 27<sup>th</sup> October 2016

---

#### Street lighting

- 3.20 Since last year the operations and asset teams have been itemising the exact number and specification of equipment across SBC's 33,000 lighting columns. Previous billing has been based on generic energy consumption for lighting. SBC's first itemised bill was submitted this month and whilst consumption figures are still being verified it is expected that this will lead to a reduction in energy costs of between 5-10 %.

#### **What would you do differently?**

#### StreetSmart

- 3.21 *Grass cutting through 2016* – Following a review of the Grass Cutting during 2016 presented to StreetSmart and Highways Overview and Scrutiny Committee on 28<sup>th</sup> September 2016, we faced a challenging season this year with the significant rate of grass growth as experienced by council's up and down the country.
- 3.22 We could have considered replacing our grass cutting fleet during 2016, but with the transfer of services to some existing parish councils, we decided it was more cost effective to hold any plans for fleet replacement while we review what services and equipment any existing parishes may require.
- 3.23 We directed some resources from areas we considered were lower priority where there would be little impact if we allowed the grass to grow longer and directed those resources to try and maintain the cutting schedule in high priority areas where there was greater impact. One consideration for future seasons is to identify whether some areas should be left to fallow where there would be little direct impact and focus limited resources to the amenity areas with higher priority.

#### ICT

- 3.24 ICT have allowed many of the Councils major IT contracts to lapse. With the arm's length nature of contract management during the outsourced Capita partnership, this was not closely monitored and as such, following novation of the contracts back to SBC this has caused a real backlog of major procurement. It will take some years to overcome this backlog but plans are in place and being progressed. To avoid a backlog forming again all contracts are closely monitored in a procurement pipeline with a specialist procurement officer reporting directly to the Chief Information Officer.

---

Further information on the subject of this report can be obtained from Leon Barrett, lbarrett@swindon.gov.uk, Jason Humm, jhumh@swindon.gov.uk, or Glyn Peach, gpeach@swindon.gov.uk

# Cabinet Member Question and Answer Session

## Resources and Corporate

### Overview & Scrutiny Committee

Date: 27<sup>th</sup> October 2016

---

#### Highway Maintenance

- 3.25 Teams continue to operate paper records in relation to defect identification and repair. Upgrading the system to electronic mobile working is possible but this requires an extension to the Council's Confirm system (one of the 6 major SBC IT systems). This is being worked on at present along with a business case to support the move to electronic and mobile working.

#### Street Lighting Maintenance

- 3.26 Over the last 12 month the street lighting team have continued to manage the asset and maintain the equipment. Around 12,000 bulbs have been replaced across the network and nearly 400 columns including some heritage columns. 9,000 steel and 1,000 concrete columns have been structurally tested to ensure that risks are managed on the network. This represents good performance from the team however the aged nature of some of our assets creates capital and revenue pressures and in turn can impact on the financial viability of upgrading bulbs to more efficient LED's. A business case is currently being developed to see how significant investment up front could reduce ongoing annual spend and reduce energy consumption.

#### **What are the challenges facing your portfolio:**

#### StreetSmart

- 3.27 *Going Local* – At the time of writing this paper we are awaiting the outcome of the Community Governance Review, scheduled for the Cabinet Meeting on 19<sup>th</sup> October 2016, and subsequent Council Meeting on 10<sup>th</sup> November 2016.
- 3.28 Subject to the decision taken at Full Council on 10<sup>th</sup> November, it's possible that existing parish council boundaries may change and new parishes created from April 2017. We have already seen the transfer of some StreetSmart services to existing parish councils and we recognise the creation of new parishes could see far greater transfer of these environmental services to the local level where residents would have greater influence over the service standards being delivered in their community and reflecting local priorities.
- 3.29 If the decision at Full Council is to proceed with the Going Local initiative then it's expected the StreetSmart management team would engage and consult with the staff and unions through the remainder of 2016/17 to organise the workforce accordingly and deliver a smooth transition of the work in 2017/18 to minimise any impact on residents, businesses and visitors.
- 3.30 *Changes to the Waste Service* – At the time of writing this report we are finalising changes to the Waste and Recycling service to be implemented from 31<sup>st</sup>
- 

Further information on the subject of this report can be obtained from Leon Barrett, lbarrett@swindon.gov.uk, Jason Humm, jhumm@swindon.gov.uk, or Glyn Peach, gpeach@swindon.gov.uk

# Cabinet Member Question and Answer Session

## Resources and Corporate

### Overview & Scrutiny Committee

Date: 27<sup>th</sup> October 2016

---

October 2016. The detail of these changes were presented to StreetSmart and Highways Overview and Scrutiny Committee on 28<sup>th</sup> September 2016 and full details are available on the council's website.

- 3.31 The changes will deliver an annualised saving of circa £300,000 and will change the collection day for circa 55,000 households. The Waste project team have completed a significant level of preparation ahead of these changes with designing new rounds, training staff on new in-cab technology, and preparing an extensive communication plan for residents. However, it is recognised with this level of change, we are likely to experience some teething issues in the early phase of implementation. To mitigate any teething issues, we are ensuring Customer Service teams are well briefed on the changes, we are briefing all Ward Members of the changes in their area and we will be closely monitoring the rollout and responding to any circumstances where waste is not collected. During this time the common response if waste is not collected will be to recommend it is left out so that we can collect it the following day. Once we are alerted to any service failure then we would ask for a degree of patience as we rectify the issue and ensure this does not happen again.

#### ICT

- 3.32 The first of three major demands is security and compliance. During the Capita partnership management of the ICT department, the state of the infrastructure was allowed to degrade to old, end of life unsupported versions of software and hardware. These unsupported components become vulnerable to security threats and the compliance thresholds the Council need to meet to share information with other councils, DWP, NHS & the finance sector all become out of reach. Bringing all this end of life technology up to date is taking significant effort and costs.
- 3.33 The user experience of our staff working here in Swindon need to be improved. Customer satisfaction was at an all-time low when the department was benchmarked in April 2015. A work programme was developed and continues to be progressed to change the impact of IT from a poor hindrance to doing Council business to a strong enabler of the organisation processes. The back office experience and the support to front line colleagues needs to increase in quality and a rich digital experience will be provided.
- 3.34 The final and arguably most important challenge for the IT department is to create a new digital offering providing a rich customer experience for Swindon citizens and businesses wanting to transact with the council. This made some progress last year with the launch of our new Council web site and is progressing to step two this year with the launch of the citizen portal. The citizen portal is designed to give a rich 'Amazon like' experience for consuming Council Services.

---

Further information on the subject of this report can be obtained from Leon Barrett, lbarrett@swindon.gov.uk, Jason Humm, jhumh@swindon.gov.uk, or Glyn Peach, gpeach@swindon.gov.uk

# Cabinet Member Question and Answer Session

## Resources and Corporate

### Overview & Scrutiny Committee

Date: 27<sup>th</sup> October 2016

---

#### Highways Maintenance guidance

- 3.35 Highway Operations continue to work closely with the Highways Asset Management team in agreeing the service standards that are achievable in the current financial climate. New guidance is due from central Government (in October 2016) to update the requirements on Highway Authorities to inspect and repair the public highway. This is likely to allow Authorities to take a more risk based approach to its inspection and repair regimes. This is generally welcomed by Authorities, however it will require a significant reassessment of service levels and repair timescales associated with defect repairs and may lead to increased challenge on liability claims due to the potential for a more flexible interpretation of guidance.

#### Street Lighting

- 3.36 Street lighting energy costs continue to represent a significant commitment against budget. Working closely with Highway Asset Management teams the operations teams will be part of a number of trials for part night lighting, trimming of lighting hours and dimming of lighting levels. Each has potential to make operational savings, however trials will require teams to adjust maintenance approaches, implement changes to facilitate the trials and review the operation of the lighting equipment under differing operational conditions.
- 3.37 Teams dealing with asset strategy are also likely to prepare a business case for the replacement of current bulbs to LED's across some, or all, of the street lighting network. This will require significant input from operational teams around potential changes, and analysis of improvements in equipment performance and associated potential savings.

## **4. Alternative Options**

- 4.1 The Committee can choose not to operate a Cabinet Portfolio Question and Answer session system.

## **5. Implications, Diversity Impact Assessment and Risk Management**

#### Financial and Procurement Implications

- 5.1 There are no direct financial or procurement implications arising from this report. Any expenditure arising as a result of an item on the Committee's work programme will be met by the Overview and Scrutiny Support budget, subject to the approval of the Committee.

---

Further information on the subject of this report can be obtained from Leon Barrett, lbarrett@swindon.gov.uk, Jason Humm, jhumh@swindon.gov.uk, or Glyn Peach, gpeach@swindon.gov.uk

# Cabinet Member Question and Answer Session

## Resources and Corporate

### Overview & Scrutiny Committee

Date: 27<sup>th</sup> October 2016

---

#### Legal and Human Rights Implications

- 5.2 Section 21 of the Local Government Act 2000 (as amended) requires every Local Authority to establish an overview and scrutiny function to hold the Executive to account, undertake policy development and review, monitor and improve performance.

#### All Other Implications (including Staff, Sustainability, Health, Rural, Crime and Disorder)

- 5.3 There are no other direct implications arising as a result of this report. Any further implications will be identified when a topic is reviewed by the Committee and in any recommendations made by the Committee.

#### Diversity Impact Assessment

- 5.4 No Diversity Impact Assessment (DIA) is required at this stage as this report proposes no changes to services. Any DIA that is required during review of topics include within the work programme will be identified at the appropriate stage.

#### Risk Management

- 5.5 No risk management issues have been identified at this stage. Any risk management issues will be identified at the appropriate time when a topic is under review by the Committee and if it makes any recommendations.

## **6. Consultees**

- 6.1 The Corporate Director, Resources (Section 151 Officer) and Director of Law and Democratic Services (Monitoring Officer) are consulted in respect of all reports.

## **7. Background Papers**

- 7.1 None.

## **8. Appendices**

- 8.1 Appendix 1 - Details of StreetSmart's Performance.

---

Further information on the subject of this report can be obtained from Leon Barrett, lbarrett@swindon.gov.uk, Jason Humm, jhumh@swindon.gov.uk, or Glyn Peach, gpeach@swindon.gov.uk

## **Appendix 1 - Details of StreetSmart's Performance**

### **1. StreetSmart Performance**

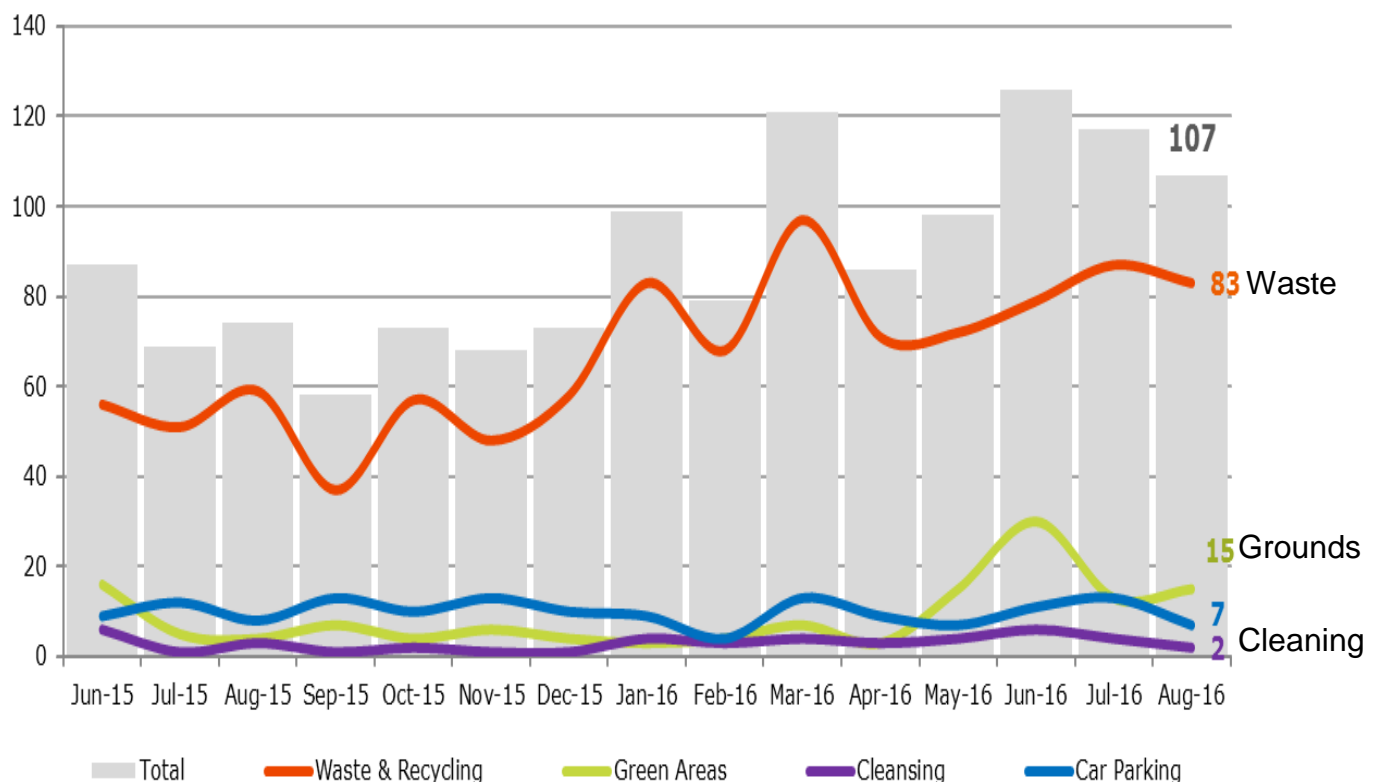
- 1.1 This appendix sets out the performance of StreetSmart services since April 2016 and where it is helpful to have further context, we have included performance from the previous financial year to demonstrate direction of travel.
- 1.2 Where appropriate the report will cover overall StreetSmart performance, and then break this down into the main component parts of the StreetSmart portfolio that includes Waste & Recycling, Grounds Maintenance, Parks & Open Spaces, and finally Environmental Cleansing and EnviroCrime.
- 1.3 Section 2 of the appendix covers customer complaints about the service, while section 3 covers requests for service which make up a far higher proportion of overall customer contact we receive in StreetSmart.
- 1.4 Please note the EnviroCrime function which focuses on StreetSmart Enforcement for littering, fly tipping etc. only became fully staffed from mid-July 2016.

### **2. Complaints (StreetSmart)**

- 2.1 During 2014/15, we introduced some significant service changes with moving to fortnightly recycling of waste and introducing the new Green waste service. During the early months of implementation, we experienced increased levels of complaints as residents adapted to the changes. Since then, levels of complaints have stabilised and are relatively low taking account of the scale of services being delivered annually such as 7 million waste collections, 20 million sqm of grounds maintenance, over 40,000 street trees, 1,500km of street cleaning and over 60 play areas to maintain.
- 2.2 Despite the relatively low number of complaints compared to activity, the StreetSmart service remains focused on our customers, both residents, businesses and visitors to Swindon, and in figures 3, 4 and 5, there are action plans to address the frequent complaint areas.
- 2.3 The following figures set out the complaint trends (figure 1), and the highest areas of repeat complaints and our action plans to address these areas (figures 2 and 3), for the following service groupings:
  - 2.3.1 Waste & Recycling collections;
  - 2.3.2 Grounds Maintenance, Parks & Open Spaces;
  - 2.3.3 Environmental Cleansing & EnviroCrime;



## Appendix 1 - Details of StreetSmart's Performance



**Figure 1 – Complaint trends by service area**

- 2.4 Within the StreetSmart portfolio, Waste & Recycling collections on average make up around 80% of total complaints, with Grounds Maintenance, Parks & Open Spaces represent around 17% of total complaints (seasonal), and Environmental Cleansing as low as 3% of total complaints.
- 2.5 The reason Waste & Recycling collections make up the majority of the complaints is because of the scale of waste collections completed annually. On average we complete around 10,000 waste collections to every complaint received.
- 2.6 Figure 2 illustrates we have seen an increase in complaints for waste and recycling collections during 2016/17, by around 20 additional complaints per month compared to the previous six months. The cause of this increase is down to focusing some management resource in a waste project team that has been working on optimising the waste rounds in readiness to implement a new waste and recycling service from 31<sup>st</sup> October 2016. The optimised service will deliver an annualised saving of over £300,000 (including fuel savings) and will improve the communication between customer services and the frontline operations. Full details of the changes can be found in the StreetSmart and Highways Overview and Scrutiny Committee papers from 28<sup>th</sup> September 2016.
- 2.7 Whilst it is disappointing to see an increase in complaints during the period, the resources invested in the waste project will deliver longer term improvements to residents and improved value for money. The total number of complaints should



## Appendix 1 - Details of StreetSmart's Performance

also be consider in the context of the scale of activity undertaken by all of the operational teams throughout the year.

- 2.8 The main complaint areas that we are focusing on can be found in figures 2 and 3 below.

Complaint Theme	Action Plan during 2016/17
Missed Collections	Increase supervision/inspection frequency; Introduce new scripting in Customer Services; Regular performance reviews with crews; Introduction of optimised rounds from 31 <sup>st</sup> Oct; Implementation of new in-cab technology;
Behaviour, Damage or Returning Boxes/Bins	Increase supervision/inspection frequency; Regular performance reviews with crews; Provide further training and development; Analysis of reporting from in-cab technology;
Replacement Delay and Poor Service	Review current processes; Introduce new scripting in Customer Services; Introduction of revised waste policy and charter;

**Figure 2** – Waste & Recycling Collections, main complaint themes

- 2.9 Within Waste & Recycling collections, the exact numbers and types of complaint will vary from month to month, but the general themes are Missed Collections around 50%, Crew Behaviour around 25%, and Process around 25%.
- 2.10 The Missed Collections harbour a wide range of reasons that will include mistakes by the crews but also customers complaining of missed collections when the bins were not out for collection at the appropriate time, or fill them again after collection and contact us to say they have not been collected. It is expected the revised waste policy and charter proposed to the StreetSmart and Highways Overview and Scrutiny Committee on 28<sup>th</sup> September 2016, will consider our approach to managing these cases that impact the public purse.

## Appendix 1 - Details of StreetSmart's Performance

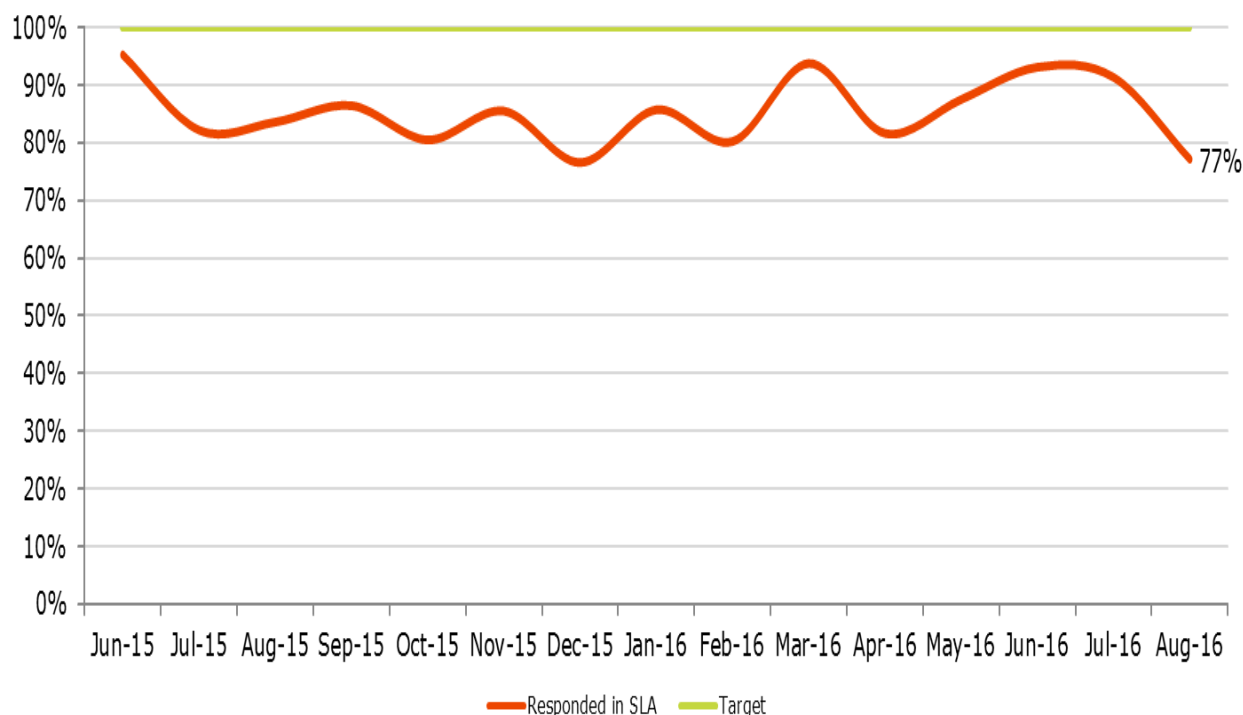
Complaint Theme	Action Plan during 2015/16
Grass Cutting	Introduce new scripting in Customer Services; Review information and schedules on the web; Explore closer working with residents and Parishes;
Tree Cutting / Maintenance	Introduce new scripting in Customer Services; Review information and schedules on the web; Explore closer working with residents and Parishes;
Behaviour	Increase supervision/inspection frequency; Regular performance reviews with crews; Provide further training and development;

**Figure 3** – Grounds Maintenance, Parks & Open Spaces, main complaint themes

- 2.11 Within Grounds Maintenance, Parks & Open Spaces, the majority of complaints are received during the summer period which naturally coincides with the growth season for plants and trees. We already manage our workforce to manage this predicted peak by operating extended summer hours and taking on seasonal staff to help manage the increased workload. However, as described in the main paper for Committee, and set out in a review provided to StreetSmart and Highways Overview and Scrutiny Committee on 28<sup>th</sup> September 2016, this year we experienced significant levels of growth and during this time we experienced a spike in complaints and customer contact.
- 2.12 Taking account of the 5 million sqm of amenity grass, 60 play areas, 40,000 street trees and 15 million sqm of Country Parks we have to manage, we receive relatively low complaints, with a monthly peak in June which matches previous years.
- 2.13 As with Waste collections, the exact numbers and types of complaint will vary from month to month, but the general themes during the peak months are Grass Cutting around 60%, Tree Cutting / Maintenance around 25%, and Behaviour around 15%.
- 2.14 The vast majority of complaints are down to the frequency of maintenance which is tailored to the financial pressures being experienced across the whole Public Sector.
- 2.15 Within Environmental Cleansing and Enforcement, we receive very few complaints as illustrated in figure 1. If you refer to section 3, you will find the majority of Environmental Cleansing contact comes in as service requests.

## Appendix 1 - Details of StreetSmart's Performance

- 2.16 The complaints we have received are in relation to Street Cleaning, Litter, and Fly Tipping and our approach to this is captured under section 3.
- 2.17 In figure 4 below, we report our performance of responding to complaints within the corporate standard of 10 working days.



**Figure 4 – Responding to StreetSmart Complaints in 10 working days**

- 2.18 Regrettably, we are not achieving the corporate target on a monthly basis, with some complaints each month receiving their responses outside of the 10 working days. The majority of the complaints not receiving their response within the target fall within the waste and recycling service and again comes down to the management resource being focused on implementing the improvements to the service from 31<sup>st</sup> October 2016. Meeting the corporate target is something the management team value and there is a strong expectation within the senior leadership of StreetSmart that this target will be met after the current phase of service improvements have been fully implemented.

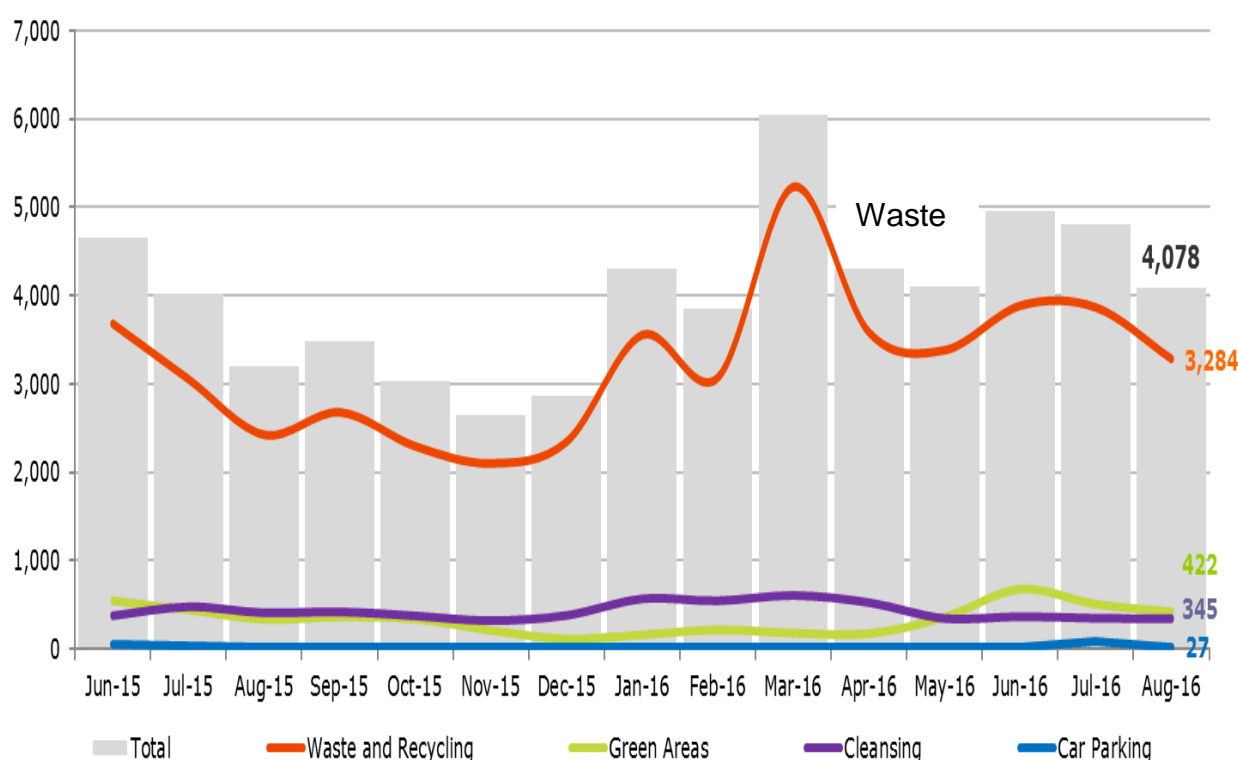
### 3. Requests for Service (StreetSmart)

- 3.1 During the start of the financial year, we expect to see customer contact increase as residents signed up to the Green Waste service. As projected, this was seen again at the start of 2016/17, as residents made contact to re-subscribe to the service which now has over 15,000 subscriptions.
- 3.2 The StreetSmart service is working closely with Customer Services and IT to reduce the amount of avoidable contact and during the coming 6 months, we will

## Appendix 1 - Details of StreetSmart's Performance

be working to introduce improved methods for residents to self-serve on the council website at a time that is convenient to them.

- 3.3 We have responded to requests to put more information on the web, with the Grounds Maintenance Schedules proving popular with residents, Members and Customer Services who have the information required at their fingertips.
- 3.4 With the recent and upcoming implementation of upgraded systems and technology for asset management, route optimisation, customer relationship management, new web platform, and GIS mapping tool, we plan to leverage these technologies to improve the delivery of our services and the provision of information both of which will contribute to reducing the need for customer contact further.
- 3.5 Figure 5 below sets out the level of service requests received for each of the key services within StreetSmart. This figure illustrates the positive spike in contact during spring 2016 as residents contact to re-subscribe to the Green Waste service.



**Figure 5 – Service Requests by service area**

- 3.6 The vast majority of service requests are for Waste & Recycling collections and fluctuates throughout the year. The customer contact we receive for Grounds Maintenance, Parks & Open Spaces increases during the summer months as we might expect and reduces during the winter period. The contact we receive in Environmental Cleansing remains relatively flat throughout the year.

## **Appendix 1 - Details of StreetSmart's Performance**

- 3.7 We will continue to analyse all customer contact and look for ways to reduce the need for residents to contact us in the first place where such contact can be avoided. However, some customer contact will always be expected for services such as new or replacement bins, recycling boxes, subscriptions to the Green Waste service, or requests to collect bulky waste.

This page is intentionally left blank