

School Admissions Relevant Area 2022-24




1. Privacy Statement

2. Introduction

3. Page 3

1. Do you agree with the proposed Relevant Area for School Admissions for 2022-24?								Response Percent	Response Total
1	Yes			<div></div>				80.00%	8
2	No			<div></div>				20.00%	2
Analysis	Mean:	1.2	Std. Deviation:	0.4	Satisfaction Rate:	20		answered	10
	Variance:	0.16	Std. Error:	0.13				skipped	0
Comments: (1)									
1	13/07/2020 09:51 AM ID: 144848627		The area needs to be increased, currently doesn't cover whole of Swindon area						

4. Respondent Details

2. Please tick the box that best describes you							Response Percent	Response Total
1	I am a parent / carer of a child at Primary, Infant or Junior School in Swindon						0.00%	0
2	I am parent / carer of a child at a Secondary School in Swindon						0.00%	0
3	I am a parent of a child in a School outside of Swindon						0.00%	0
4	I represent a Primary, Infant or Junior School in Swindon						70.00%	7
5	I represent a Secondary School in Swindon						10.00%	1
6	I represent a School outside of Swindon						0.00%	0
7	I am a Parish, Town or Ward Councillor for Swindon Borough Council						0.00%	0
8	Other						20.00%	2
Analysis	Mean:	4.9	Std. Deviation:	1.58	Satisfaction Rate:	55.71	answered	10
	Variance:	2.49	Std. Error:	0.5			skipped	0

4. Do you consider yourself to have a disability?

						Response Percent	Response Total
1	Yes					0.00%	0
2	No					100.00%	10
Analysis	Mean:	2	Std. Deviation:	0	Satisfaction Rate:	100	answered
	Variance:	0	Std. Error:	0			skipped