

## Provisional Key Stage 4 results, 2014/15

### 1. Headline indicator

5+ A*-C inc English and Maths	2011	2012	2013	2014	2015
LA	52%	53%	56%	53%	52%
National	58%	59%	61%	57%	56%
South West	58%	58%	60%	57%	57%

LA ranking England	131	133	124	115	115
LA ranking South West	14	14	14	14	13

Difference from 2014
-1%
-1%
0%



### Key points

FIGURE IS DOWN 1%PT  
NATIONAL AVERAGE ALSO DOWN BY 1%PT

### 2. Other main indicators

5+ A*-C	2011	2012	2013	2014	2015
LA	74%	77%	76%	61%	61%
National	81%	83%	83%	66%	66%
South West	77%	80%	80%	66%	66%

LA ranking England	144	140	146	121	119
LA ranking South West	15	13	15	15	14

Difference from 2014
0%
0%
0%



STATIC

EBacc	2011	2012	2013	2014	2015
LA	12%	14%	17%	19%	20%
National	15%	16%	23%	24%	24%
South West	17%	17%	23%	24%	23%

LA ranking England	105	83	129	124	116
LA ranking South West	14	12	15	15	13

Difference from 2014
1%
0%
-1%



CLOSED THE GAP TO NATIONAL / REGIONAL AVERAGES

### 3. Progress indicators

Expected Progress in English	2011	2012	2013	2014	2015
LA	71%	68%	68%	71%	68%
National	72%	68%	70%	72%	70%
South West	72%	67%	70%	72%	71%

LA ranking England	93	84	108	94	93
LA ranking South West	11	8	12	9	11

Difference from 2014
-3%
-2%
-1%



SWINDON DROPPED AT A HIGHER RATE, ALTHOUGH LA  
RANKINGS HAS REMAINED THE SAME

## Provisional Key Stage 4 results, 2014/15

Expected Progress in Maths	2011	2012	2013	2014	2015
LA	56%	58%	65%	61%	65%
National	65%	69%	71%	66%	67%
South West	65%	68%	70%	66%	68%

LA ranking England	138	144	130	119	95
LA ranking South West	15	15	14	14	11

Difference from 2014
4%
1%
2%



CLOSED THE GAP TO NATIONAL / REGIONAL AVERAGES

### 4. Main subjects indicators

A*-C in English and Maths	2011	2012	2013	2014	2015
LA	53%	53%	58%	57%	55%
National	59%	60%	62%	59%	59%
South West	59%	58%	60%	59%	60%

LA ranking England	128	132	117	101	112
LA ranking South West	14	14	13	12	13

Difference from 2014
-2%
0%
1%



SWINDON DROPPED AT A HIGHER RATE, MAINLY BECAUSE OF ENGLISH RESULTS

A*-C in English	2011	2012	2013	2014	2015
LA	66%	67%	66%	69%	65%
National	69%	67%	69%	69%	68%
South West	70%	66%	68%	70%	69%

LA ranking England	110	80	109	86	104
LA ranking South West	13	8	13	9	12

Difference from 2014
-4%
-1%
-1%



SWINDON DROPPED AT A HIGHER RATE

A*-C in Maths	2011	2012	2013	2014	2015
LA	61%	61%	68%	65%	66%
National	65%	70%	72%	68%	68%
South West	65%	68%	71%	68%	69%

LA ranking England	124	143	120	107	102
LA ranking South West	14	14	14	12	13

Difference from 2014
1%
0%
1%



CLOSED THE GAP TO NATIONAL / REGIONAL AVERAGES

## Provisional Key Stage 4 results, 2014/15

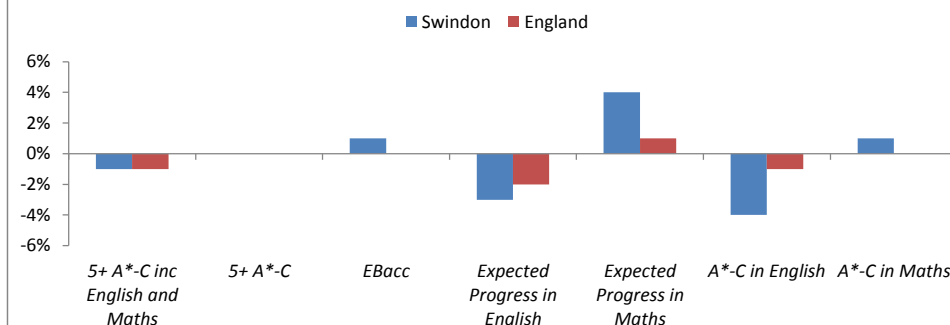
### Summary

Percentage point change from previous year	Swindon	England
5+ A*-C inc English and Maths	-1%	-1%
5+ A*-C	0%	0%
EBacc	1%	0%
Expected Progress in English	-3%	-2%
Expected Progress in Maths	4%	1%
A*-C in English	-4%	-1%
A*-C in Maths	1%	0%

*The key message from the table and the graph is that comparatively English has dropped further in Swindon while Maths recorded a greater improvement rate*

### APPENDIX 5

**Graph 1 - 2014/15 Key Stage 4  
%pts change from previous year**

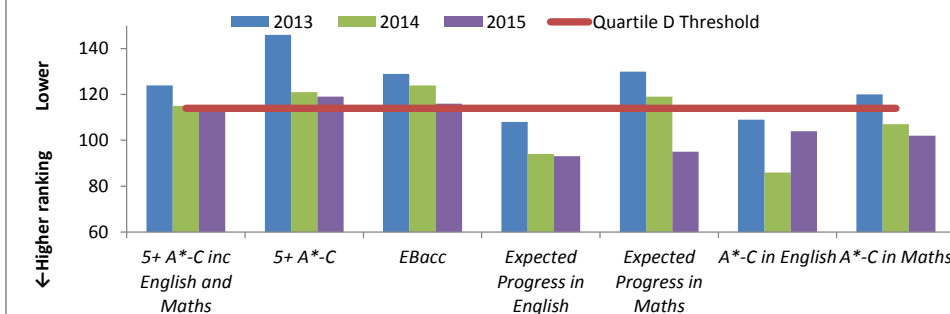


Swindon position among LAs in England	2013	2014	2015
5+ A*-C inc English and Maths	124	115	115
5+ A*-C	146	121	119
EBacc	129	124	116
Expected Progress in English	108	94	93
Expected Progress in Maths	130	119	95
A*-C in English	109	86	104
A*-C in Maths	120	107	102

Orange cells denote performance among bottom 25% of LAs in England

*Over a 3 year-period all key indicators record improving rankings among LAs in England*

**Graph 2 - 2014/15 Key Stage 4  
Swindon position among LAs in England**

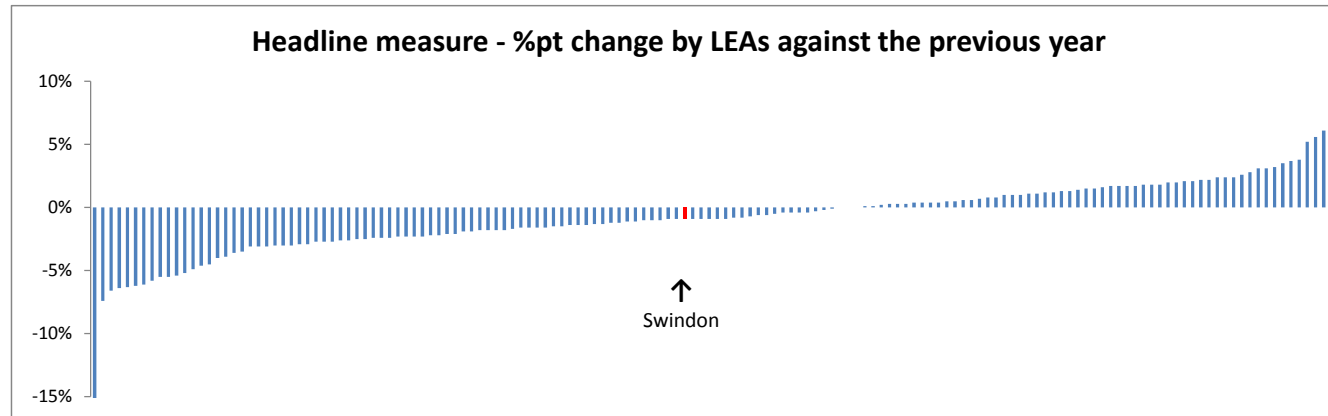


## Provisional Key Stage 4 results, 2014/15

APPENDIX 5

### Changes by LEAs England

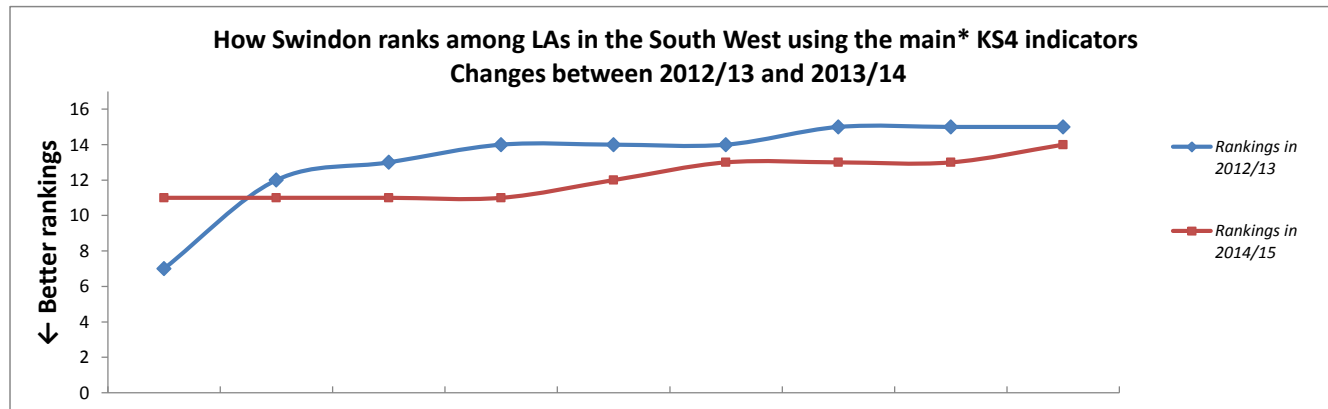
Local authorities' %pts change in the headline measure (5+ A\*-C inc English & Maths GCSEs) against 2013/14 results



▪ Almost half (70) of local authorities in England recorded a greater drop in the headline measure than Swindon.

▪ On the other hand, around 50 have in fact improved their results

Ranking among regional LEAs - rankings change over a 3 year-period



▪ Regionally, Swindon improved rankings in most key indicators\* over a 3-year period

▪ For the first time Swindon has no result featuring in the bottom ranking among LAs in the South West

▪ Swindon nonetheless still has one of the lowest KS4 results in the South West

\* The main indicators are: 5+A\*-C inc E&M; 5+ A\*-C; EBAcc; A\*-C in English; A\*-C in Maths; Progress in English; Progress in Maths; APS per pupil

2014/15 results are provisional