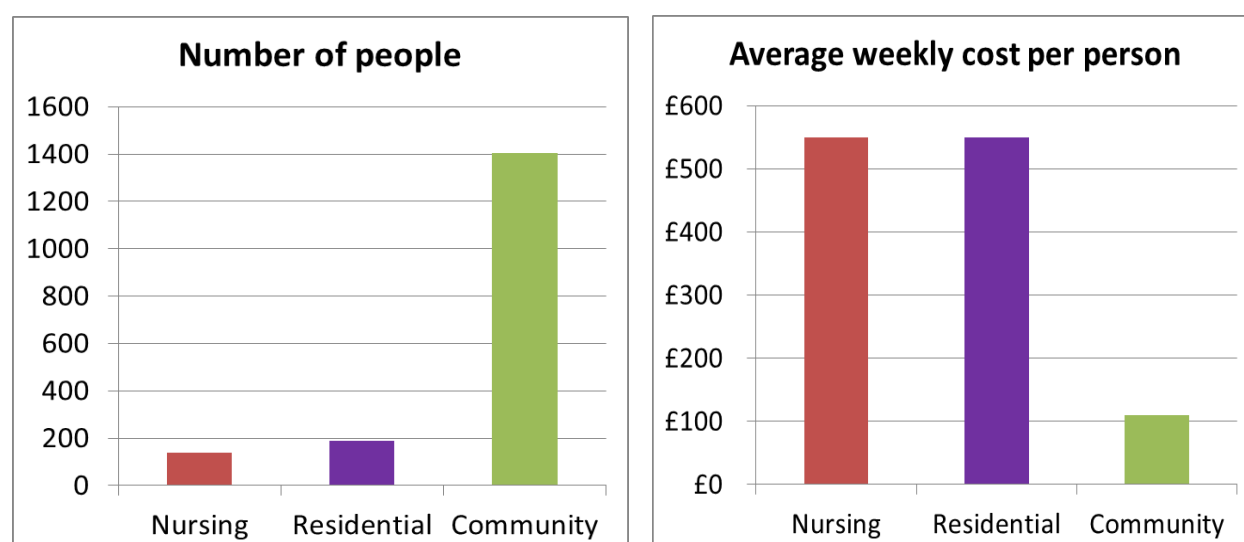


## Appendix 1: Overview of service user groups in receipt of Adult Social Care services

### Older people

- 1.1 Adult Social Care currently supports 1,733<sup>1</sup> older people, which presents 5.4% of all older people in Swindon. The majority of older people in receipt of ASC services live in the community (1,406), at a total cost to ASC of £155,000 per week. 189 older people live in residential care, at a total cost to ASC of £100,000 per week. A further 138 people live in nursing care, at a total cost to ASC of £74,000 per week (Appendix 1, Table 1). Expenditure on older people presents 40% of total weekly expenditure across all client groups.

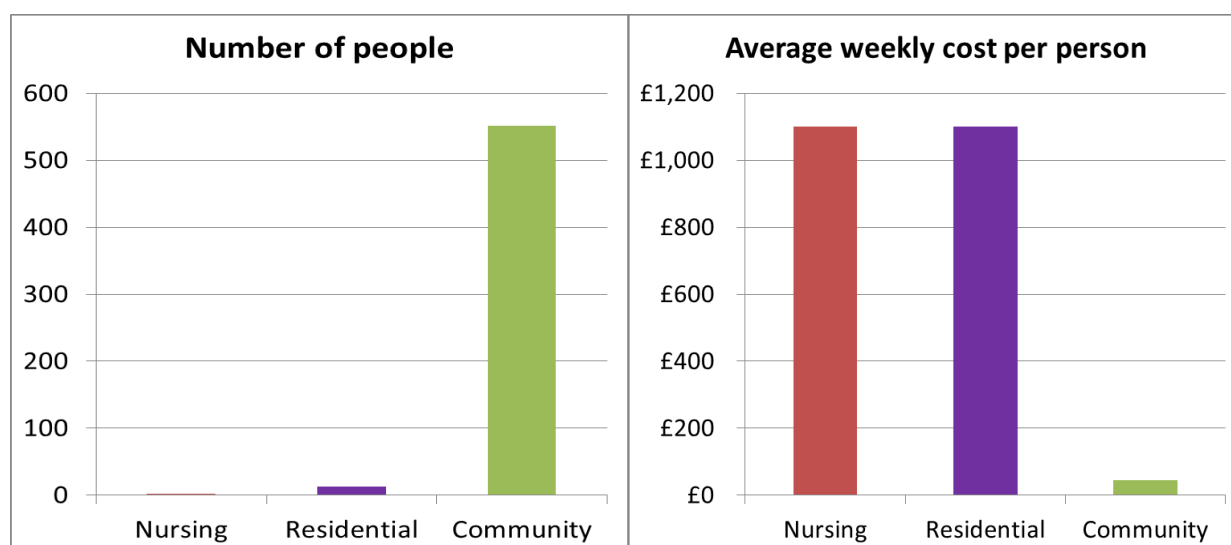


Graphs 1 & 2: Older people

### People with physical disabilities

- 1.2 ASC also supports 566 adults with physical disabilities, i.e. 18.6% of the estimated number of adults with a physical disability living in Swindon. The majority of people with physical disabilities who are in receipt of ASC services live in the community (551), at a total cost to ASC of £23,800 per week. 13 people with physical disabilities live in residential care, at a total cost to ASC of £14,300 per week. A further 2 people live in nursing care, at a total cost to ASC of £2,200 per week (Appendix 1, Table 2). Expenditure on people with physical disabilities presents 5% of total weekly expenditure across all client groups.

<sup>1</sup> All figures reflect numbers of ASC service users with open services on 31 March 2016.



Graphs 3 & 4: People with physical disabilities

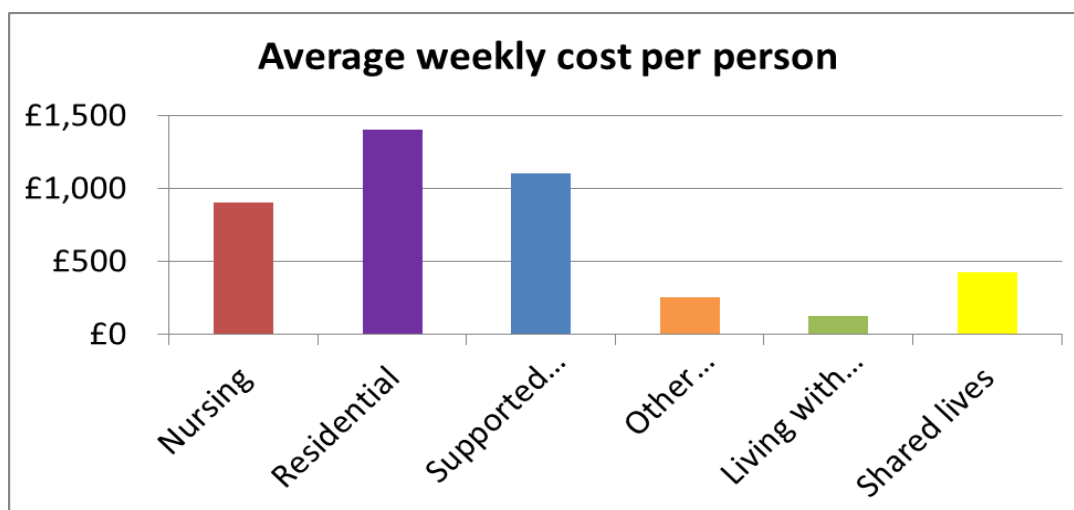
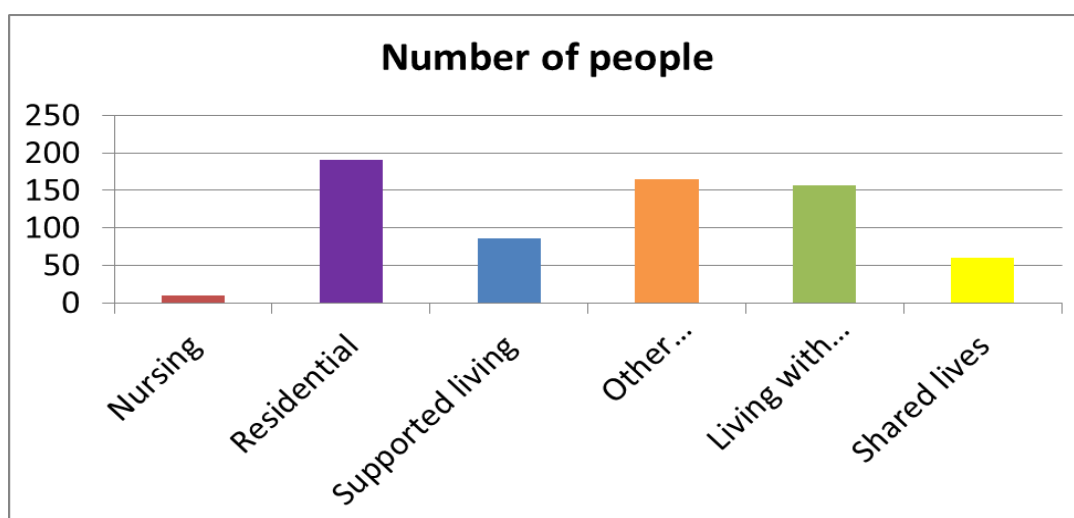
## People with learning disabilities

1.3 In comparison, ASC supports the majority of adults with learning disabilities, 78.4% or 667 of estimated 851 adults with learning disabilities living in Swindon. The majority of people with learning disabilities who are in receipt of ASC services live in a variety of settings in the community (467), including:

- 1.3.1 supported living; 86 service users at a total cost to ASC of £98,000 per week,
- 1.3.2 with family, relatives or friends; 156 service users; £19,500 per week,
- 1.3.3 in 'shared lives'<sup>2</sup>; 60 service users; £25,500 per week, or
- 1.3.4 other accommodation with support; 165 service users; £42,000 per week.

The total cost of support for service users who live in the community is therefore £185,000 per week. 191 live in residential care, at a total cost to ASC of £263,500 per week. A further 9 people live in nursing care, at a total cost to ASC of £8,000 per week (Appendix 1, Table 3). Expenditure on people with learning disabilities presents 55% of total weekly expenditure across all client groups.

<sup>2</sup> Shared lives is a service that supports adults with learning disabilities to live in a family environment with approved shared lives carers.



Graphs 5 & 6: People with learning disabilities

- 1.4 If the proportion of people who are supported by ASC remains then same, then ASC will support 2,126 older people, 622 adults with physical disabilities and 702 people with learning disabilities by 2021. This will further increase to 2,960 older people (an increase of 1,227 compared to 2016), 658 adults with physical disabilities (an increase of 92) and 758 people with learning disabilities (an increase of 91) by 2031.